

HERC4 antibody



Catalog Number: 111296

Product name

HERC4 antibody

Immunogen

[Human HERC4 Recombinant protein \(GST tag & His tag\)](#)

Specificity

Human, Mouse, Rat; other species not tested.

Antibody description

HERC4 Rabbit Polyclonal antibody. Positive IF detected in HeLa cells. Positive WB detected in human brain tissue, HeLa cells, human placenta tissue, human testis tissue. Positive IP detected in HeLa cells. Observed molecular weight by Western-blot: 107 kDa

Preparation

This antibody was obtained by immunization of HERC4 recombinant protein (Accession Number: XM_047424992). Purification method: Antigen affinity purified.

Formulation

PBS with 0.02% sodium azide and 50% glycerol pH 7.3.

Storage

Store at -20°C. DO NOT ALIQUOT

Clonality

Polyclonal

Ig Type

Rabbit IgG

Applications

ELISA, WB, IF, IP

Dilutions


Recommended Dilution:

WB: 1:500-1:5000

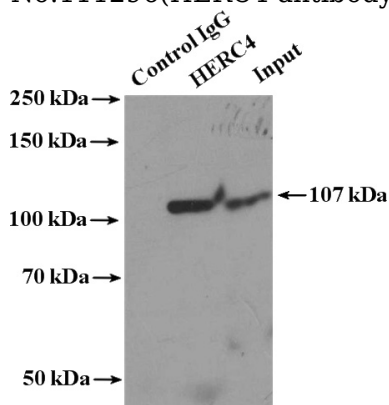
IP: 1:200-1:2000

IF: 1:20-1:200

Validations



human brain tissue were subjected to SDS PAGE followed by western blot with Catalog No:111296(HERC4 antibody) at dilution of 1:500

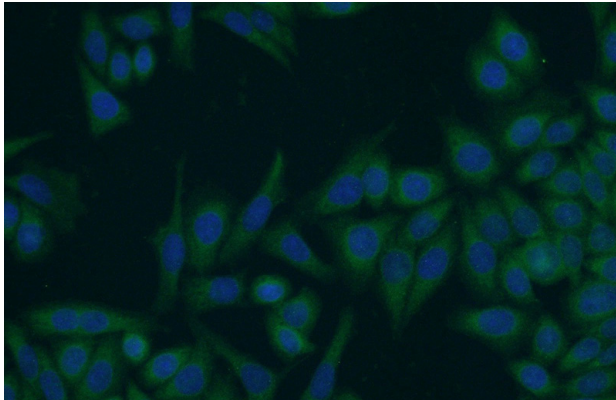


IP Result of anti-HERC4 (IP:Catalog No:111296, 4ug; Detection:Catalog No:111296 1:800) with HeLa cells lysate 2000ug.

HERC4 antibody



Catalog Number: 111296



Immunofluorescent analysis of HeLa cells using Catalog No:111296(HERC4 Antibody) at dilution of 1:50 and Alexa Fluor 488-conjugated AffiniPure Goat Anti-Rabbit IgG(H+L)