

ARHGEF4 antibody



Catalog Number: 108186

Product name

ARHGEF4 antibody

Specificity

Human, Mouse; other species not tested.

Antibody description

ARHGEF4 Rabbit Polyclonal antibody. Positive IHC detected in human brain tissue. Positive WB detected in mouse brain tissue. Positive IP detected in mouse brain tissue. Observed molecular weight by Western-blot: 72 kDa

Preparation

This antibody was obtained by immunization of Peptide (Accession Number: NM_015320). Purification method: Antigen affinity purified.

Formulation

PBS with 0.02% sodium azide and 50% glycerol pH 7.3.

Storage

Store at -20°C. DO NOT ALIQUOT

Clonality

Polyclonal

Ig Type

Rabbit IgG

Applications

ELISA, IHC, WB, IP

Dilutions

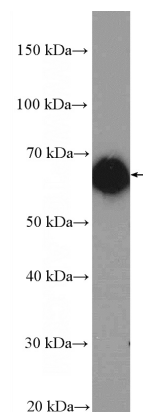
Recommended Dilution:

WB: 1:500-1:5000

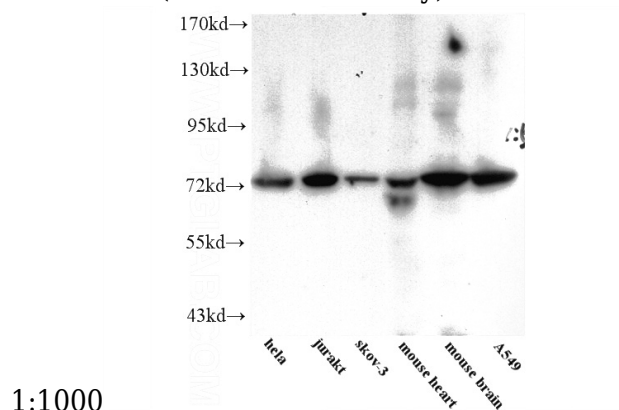
IP: 1:500-1:5000

IHC: 1:20-1:200

Validations

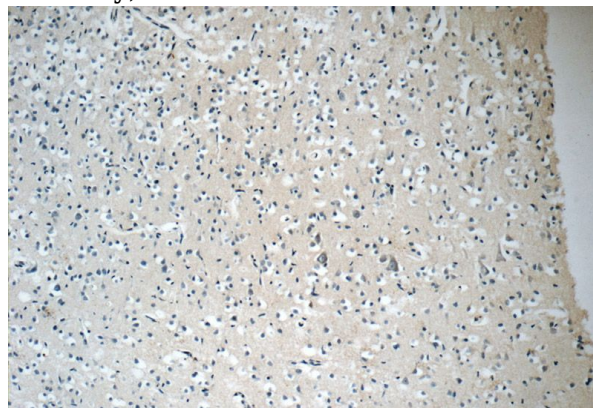


mouse brain tissue were subjected to SDS PAGE followed by western blot with Catalog No:108186(ARHGEF4 Antibody) at dilution of



1:1000

WB result of Catalog No:108186 (ARHGEF4 Antibody).

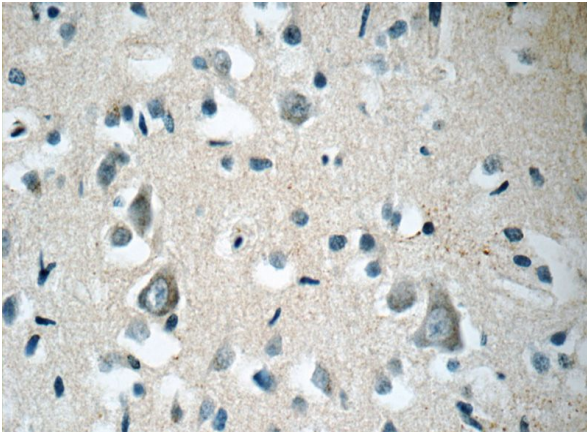


Immunohistochemistry of paraffin-embedded human brain tissue slide using Catalog No:108186(ARHGEF4 Antibody) at dilution of 1:50 (under 10x lens)

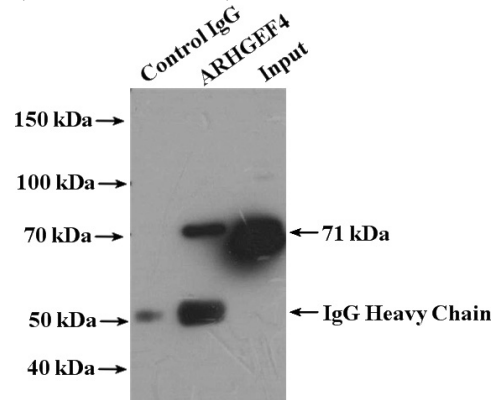
ARHGEF4 antibody



Catalog Number: 108186



(under 40x lens)



Immunohistochemistry of paraffin-embedded human brain tissue slide using Catalog No:108186 (ARHGEF4 Antibody) at dilution of 1:50

IP Result of anti-ARHGEF4 (IP:Catalog No:108186, 4ug; Detection:Catalog No:108186 1:1000) with mouse brain tissue lysate 4000ug.