

# TMPRSS4 antibody



Catalog Number: 116276

## Product name

TMPRSS4 antibody

ELISA, IHC, WB

## Immunogen

[Human TMPRSS4 Recombinant protein \(GST tag & His tag\)](#)

## Dilutions

Recommended Dilution:

WB: 1:500-1:5000

IHC: 1:20-1:200

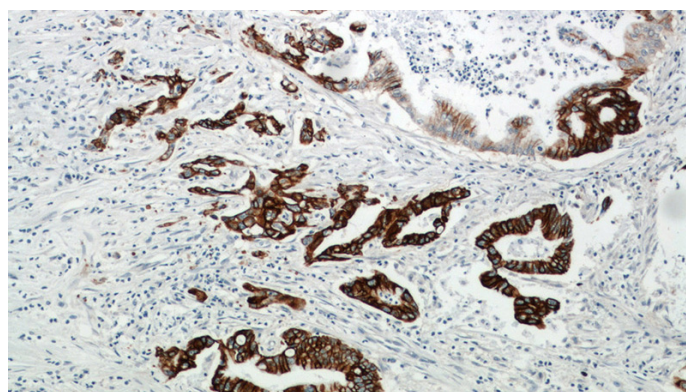
## Specificity

Human, Rat; other species not tested.

## Validations

## Antibody description

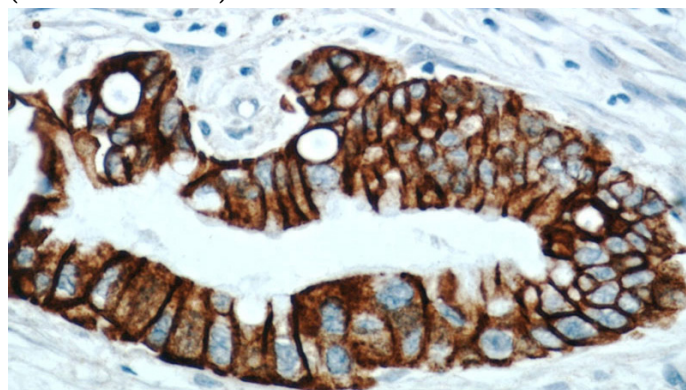
TMPRSS4 Rabbit Polyclonal antibody. Positive WB detected in SW 1990 cells, BxPC-3 cells, mouse stomach tissue. Positive IHC detected in human pancreas cancer tissue, human colon cancer tissue, human colon tissue, human stomach cancer tissue. Observed molecular weight by Western-blot: 55 kDa



## Preparation

This antibody was obtained by immunization of TMPRSS4 recombinant protein (Accession Number: NM\_019894). Purification method: Antigen affinity purified.

Immunohistochemical of paraffin-embedded human pancreas cancer using Catalog No:116276(TMPRSS4 antibody) at dilution of 1:50 (under 10x lens)



## Formulation

PBS with 0.1% sodium azide and 50% glycerol pH 7.3.

## Storage

Store at -20°C. DO NOT ALIQUOT

## Clonality

Polyclonal

Immunohistochemical of paraffin-embedded human pancreas cancer using Catalog No:116276(TMPRSS4 antibody) at dilution of 1:50

## Ig Type

Rabbit IgG

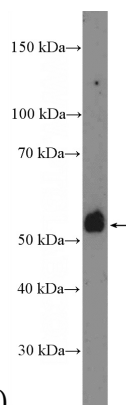
## Applications

# TMPRSS4 antibody



Catalog Number: 116276

---



SW 1990 cells were subjected to SDS PAGE followed by western blot with Catalog No:116276(TMPRSS4 Antibody) at dilution of 1:1000

(under 40x lens)