

MEK4 antibody



Catalog Number: 112646

Product name

MEK4 antibody

WB: 1:200-1:2000

IHC: 1:20-1:200

Specificity

Human, Mouse, Rat; other species not tested.

Antibody description

MEK4 Rabbit Polyclonal antibody. Positive WB detected in RAW264.7 cells, HeLa cells, MCF7 cells, mouse brain tissue, rat brain tissue. Positive IHC detected in human breast cancer tissue, human liver cancer tissue, human skeletal muscle tissue. Observed molecular weight by Western-blot: 44 kDa

Preparation

This antibody was obtained by immunization of MEK4 recombinant protein (Accession Number: NM_003010). Purification method: Antigen affinity purified.

Formulation

PBS with 0.1% sodium azide and 50% glycerol pH 7.3.

Storage

Store at -20°C. DO NOT ALIQUOT

Clonality

Polyclonal

Ig Type

Rabbit IgG


Applications

ELISA, WB, IHC

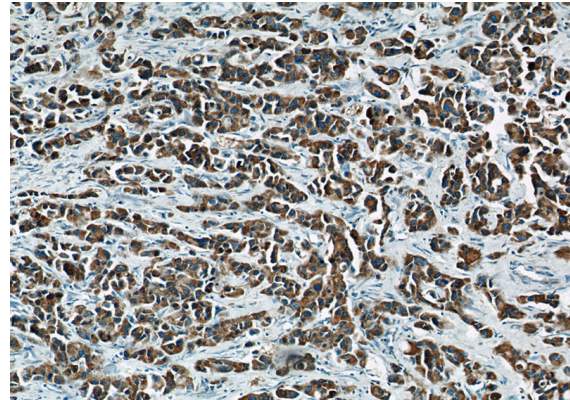
Dilutions

Recommended Dilution:

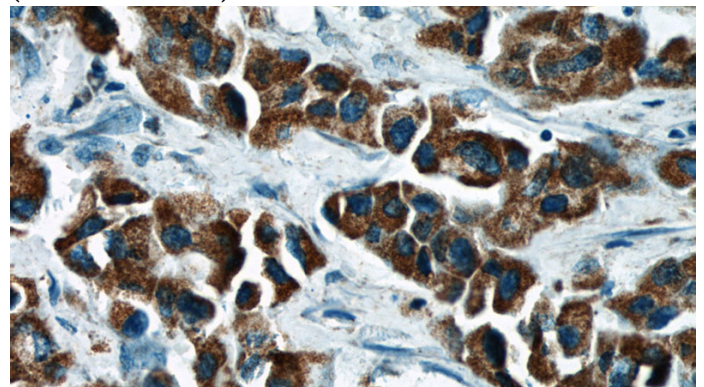
Validations



RAW264.7 cells were subjected to SDS PAGE followed by western blot with Catalog No:112646(MAP2K4 antibody) at dilution of 1:600



Immunohistochemical of paraffin-embedded human breast cancer using Catalog No:112646(MAP2K4 antibody) at dilution of 1:50 (under 10x lens)



Immunohistochemical of paraffin-embedded

MEK4 antibody



Catalog Number: 112646

human breast cancer using Catalog

No:112646(MAP2K4 antibody) at dilution of 1:50
(under 40x lens)