

TNK1 antibody



Catalog Number: 116146

Product name

TNK1 antibody

IHC: 1:20-1:200

Specificity

Human, Mouse, Rat; other species not tested.

Antibody description

TNK1 Rabbit Polyclonal antibody. Positive WB detected in PC-3 cells, HL-60 cells, K-562 cells, mouse liver tissue. Positive IHC detected in human prostate cancer tissue. Observed molecular weight by Western-blot: 72 kDa

Preparation

This antibody was obtained by immunization of TNK1 recombinant protein (Accession Number: NM_003985). Purification method: Antigen affinity purified.

Formulation

PBS with 0.02% sodium azide and 50% glycerol pH 7.3.

Storage

Store at -20°C. DO NOT ALIQUOT

Clonality

Polyclonal

Ig Type

Rabbit IgG

Applications


ELISA, WB, IHC

Dilutions

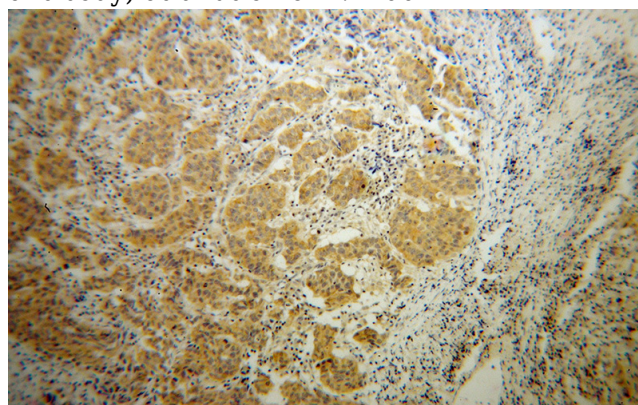
Recommended Dilution:

WB: 1:500-1:5000

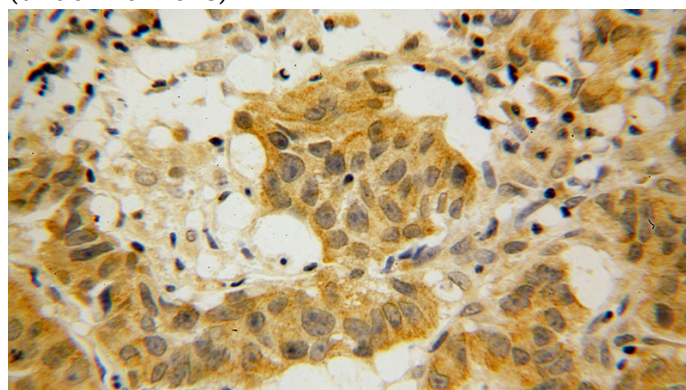
Validations



PC-3 cells were subjected to SDS PAGE followed by western blot with Catalog No:116146(TNK1 antibody) at dilution of 1:1200



Immunohistochemical of paraffin-embedded human prostate cancer using Catalog No:116146(TNK1 antibody) at dilution of 1:100 (under 10x lens)



Immunohistochemical of paraffin-embedded human prostate cancer using Catalog No:116146(TNK1 antibody) at dilution of 1:100

TNK1 antibody



Catalog Number: 116146

(under 40x lens)