

CTTNBP2 antibody



Catalog Number: 109736

Product name

CTTNBP2 antibody

Immunogen

[Human CTTNBP2 Recombinant protein \(His tag\)](#)

Specificity

Human, Mouse; other species not tested.

Antibody description

CTTNBP2 Rabbit Polyclonal antibody. Positive IHC detected in human testis tissue, human brain tissue, human kidney tissue, human lung tissue, human placenta tissue, human spleen tissue. Positive WB detected in mouse brain tissue, mouse kidney tissue. Positive IP detected in mouse brain tissue. Observed molecular weight by Western-blot: 181kd

Preparation

This antibody was obtained by immunization of CTTNBP2 recombinant protein (Accession Number: NM_033427). Purification method: Antigen affinity purified.

Formulation

PBS with 0.02% sodium azide and 50% glycerol pH 7.3.

Storage

Store at -20°C. DO NOT ALIQUOT

Clonality

Polyclonal

Ig Type

Rabbit IgG

Applications

ELISA, WB, IHC, IP

Dilutions


Recommended Dilution:

WB: 1:500-1:5000

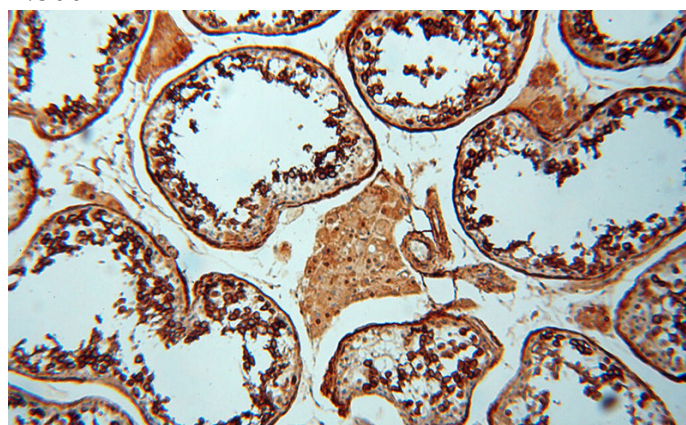
IP: 1:200-1:2000

IHC: 1:20-1:200

Validations



mouse brain tissue were subjected to SDS PAGE followed by western blot with Catalog No:109736(CTTNBP2 antibody) at dilution of 1:500

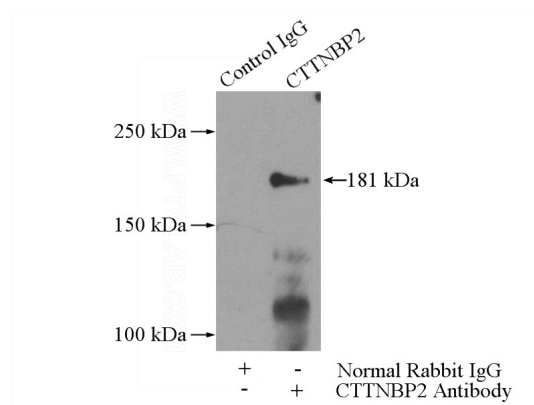
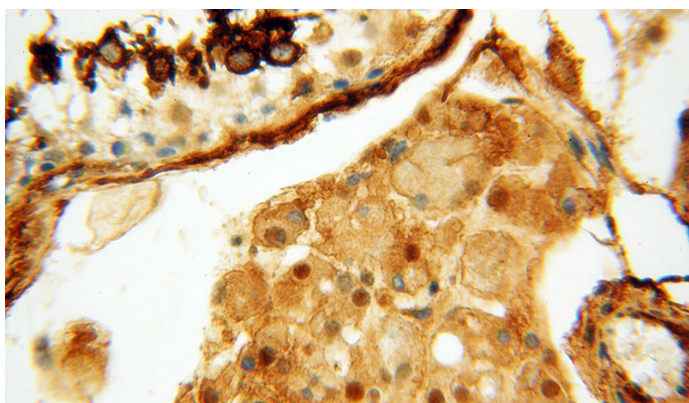


Immunohistochemical of paraffin-embedded human testis using Catalog No:109736(CTTNBP2 antibody) at dilution of 1:100 (under 10x lens)

CTTNBP2 antibody



Catalog Number: 109736



Immunohistochemical of paraffin-embedded human testis using Catalog No:109736(CTTNBP2 antibody) at dilution of 1:100 (under 40x lens)

IP Result of anti-CTTNBP2 (IP:Catalog No:109736, 5ug; Detection:Catalog No:109736 1:500) with mouse brain tissue lysate 4000ug.