

TRAIL antibody



Catalog Number: 116236

Product name

TRAIL antibody

IP: 1:200-1:2000

IF: 1:20-1:200

Specificity

Human, Mouse, Rat; other species not tested.

Antibody description

TRAIL Rabbit Polyclonal antibody. Positive IP detected in A549 cells. Positive WB detected in MCF7 cells, A549 cells. Positive IF detected in MCF-7 cells. Observed molecular weight by Western-blot: 20 kDa

Preparation

This antibody was obtained by immunization of TRAIL recombinant protein (Accession Number: NM_003810). Purification method: Antigen affinity purified.

Formulation

PBS with 0.02% sodium azide and 50% glycerol pH 7.3.

Storage

Store at -20°C. DO NOT ALIQUOT

Clonality

Polyclonal

Ig Type

Rabbit IgG

Applications


ELISA, WB, IP, IF

Dilutions

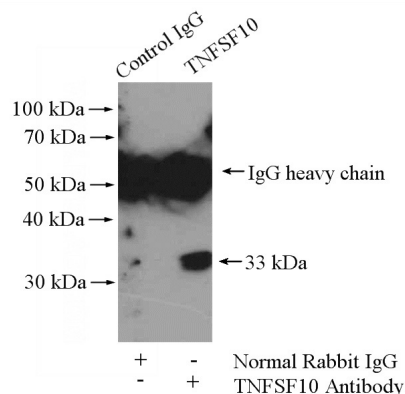
Recommended Dilution:

WB: 1:500-1:5000

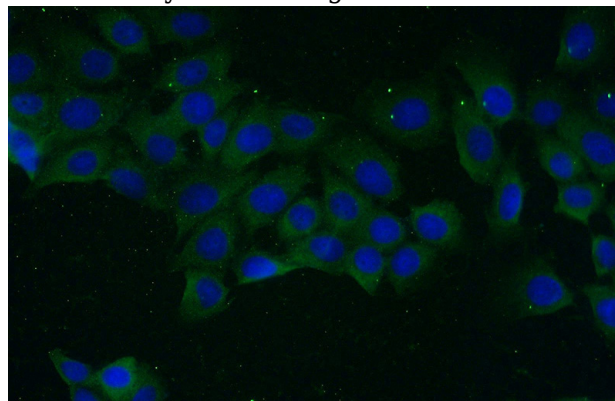
Validations



MCF7 cells were subjected to SDS PAGE followed by western blot with Catalog No:116236(TRAIL antibody) at dilution of 1:1000



IP Result of anti-TRAIL (IP:Catalog No:116236, 4ug; Detection:Catalog No:116236 1:700) with A549 cells lysate 1600ug.



Immunofluorescent analysis of (-20oc Ethanol) fixed MCF-7 cells using Catalog No:116236(TRAIL

TRAIL antibody



Catalog Number: 116236

Antibody) at dilution of 1:50 and Alexa Fluor 488- congugated AffiniPure Goat Anti-Rabbit IgG(H+L)