

CAPNS1 antibody



Catalog Number: 108936

Product name

CAPNS1 antibody

Recommended Dilution:

WB: 1:200-1:2000

Immunogen

IHC: 1:20-1:200

[Human CAPNS1 Recombinant protein \(His tag\)](#)

Specificity

Human, Mouse; other species not tested.

Antibody description

CAPNS1 Rabbit Polyclonal antibody. Positive IHC detected in human stomach tissue, human kidney tissue. Positive WB detected in HEK-293 cells, A431 cells, mouse spleen tissue. Observed molecular weight by Western-blot: 28 kDa

Preparation

This antibody was obtained by immunization of CAPNS1 recombinant protein (Accession Number: XM_005259295). Purification method: Antigen affinity purified.

Formulation

PBS with 0.1% sodium azide and 50% glycerol pH 7.3.

Storage

Store at -20°C. DO NOT ALIQUOT

Clonality

Polyclonal

Ig Type

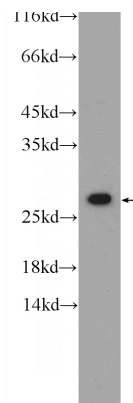
Rabbit IgG

Applications

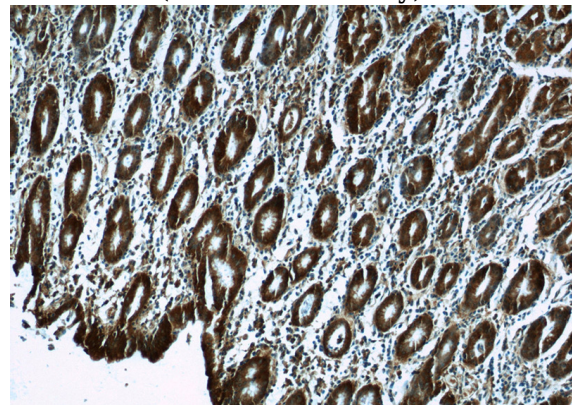
ELISA, WB, IHC

Dilutions

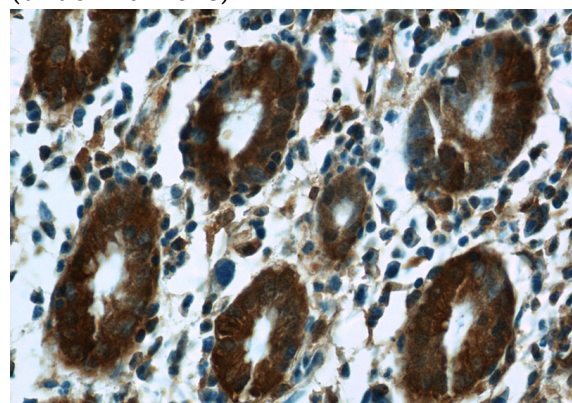
Validations



HEK-293 cells were subjected to SDS PAGE followed by western blot with Catalog No:108936(CAPNS1 Antibody) at dilution of 1:600



Immunohistochemistry of paraffin-embedded human stomach tissue slide using Catalog No:108936(CAPNS1 Antibody) at dilution of 1:50 (under 10x lens)



CAPNS1 antibody



Catalog Number: 108936

Immunohistochemistry of paraffin-embedded human stomach tissue slide using Catalog

No:108936(CAPNS1 Antibody) at dilution of 1:50 (under 40x lens)