

RAN antibody



Catalog Number: 114536

Product name

RAN antibody

Immunogen

[Human RAN Recombinant protein \(GST tag & His tag\)](#)

Specificity

Human, Mouse, Rat; other species not tested.

Antibody description

RAN Rabbit Polyclonal antibody. Positive IHC detected in human breast cancer tissue, human testis tissue. Positive IF detected in HEK-293 cells. Positive IP detected in mouse kidney tissue. Positive WB detected in HEK-293 cells, A375 cells, HeLa cells, Jurkat cells, mouse kidney tissue, NIH/3T3 cells, rat kidney tissue. Observed molecular weight by Western-blot: 24 kDa

Preparation

This antibody was obtained by immunization of RAN recombinant protein (Accession Number: NM_006325). Purification method: Antigen affinity purified.

Formulation

PBS with 0.1% sodium azide and 50% glycerol pH 7.3.

Storage

Store at -20°C. DO NOT ALIQUOT

Clonality

Polyclonal

Ig Type

Rabbit IgG

Applications

ELISA, IHC, IF, IP, WB

Dilutions

Recommended Dilution:


WB: 1:500-1:5000

IP: 1:500-1:5000

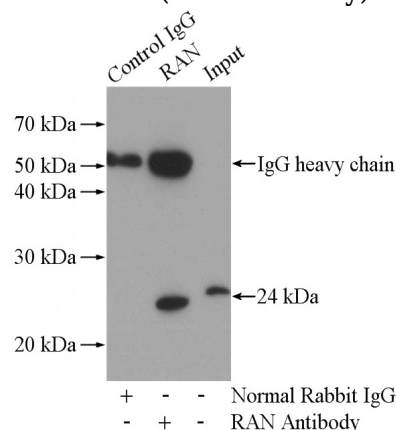
IHC: 1:20-1:200

IF: 1:10-1:100

Validations



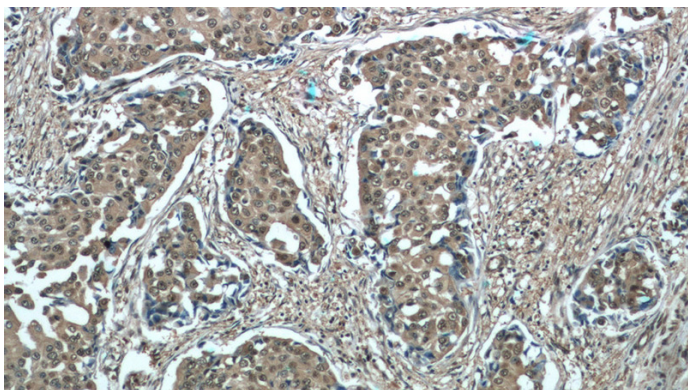
HEK-293 cells were subjected to SDS PAGE followed by western blot with Catalog No:114536(RAN Antibody) at dilution of 1:1000



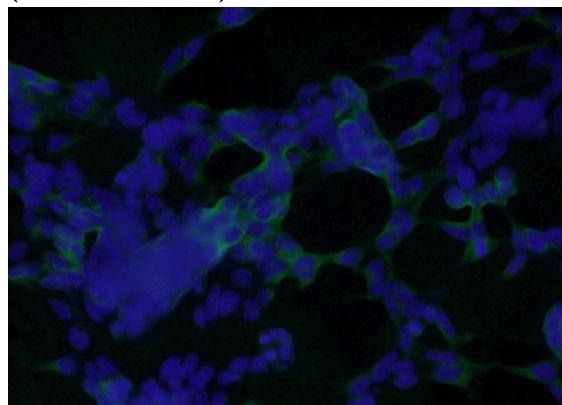
IP Result of anti-RAN (IP:Catalog No:114536, 4ug; Detection:Catalog No:114536 1:1000) with mouse kidney tissue lysate 4000ug.

RAN antibody

Catalog Number: 114536



Immunohistochemistry of paraffin-embedded human breast cancer tissue slide using Catalog No:114536(RAN Antibody) at dilution of 1:50 (under 40x lens)



Immunofluorescent analysis of HEK-293 cells using Catalog No:114536(RAN Antibody) at dilution of 1:25 and Alexa Fluor 488-conjugated AffiniPure Goat Anti-Rabbit IgG(H+L)

