

CD44 antibody



Catalog Number: 107136

Product name

CD44 antibody

IHC: 1:20-1:200

IF: 1:10-1:100

Specificity

Human; other species not tested.

Antibody description

CD44 Mouse Monoclonal antibody. Positive IF detected in MCF-7 cells. Positive IHC detected in human lung cancer tissue, human tonsillitis tissue. Positive FC detected in Raji cells. Positive WB detected in Hela cells. Observed molecular weight by Western-blot: 80-95 kDa

Preparation

This antibody was obtained by immunization of CD44 recombinant protein (Accession Number: NM_001001389). Purification method: Protein A purified.

Formulation

PBS with 0.02% sodium azide and 50% glycerol pH 7.3.

Storage

Store at -20°C. DO NOT ALIQUOT

Clonality

Monoclonal

Ig Type

Mouse IgG2a

Applications


ELISA, WB, IHC, IF, FC

Dilutions

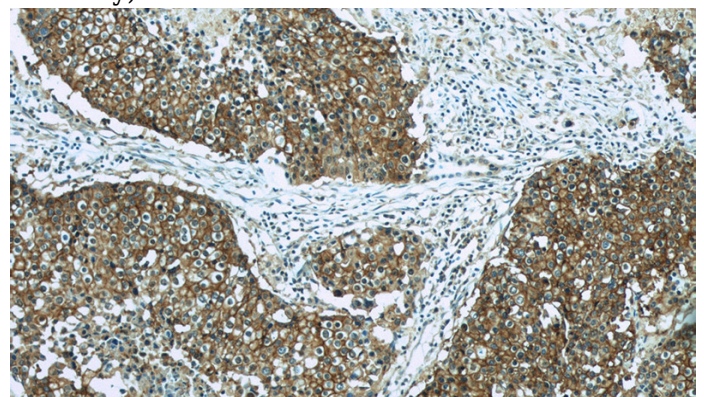
Recommended Dilution:

WB: 1:500-1:5000

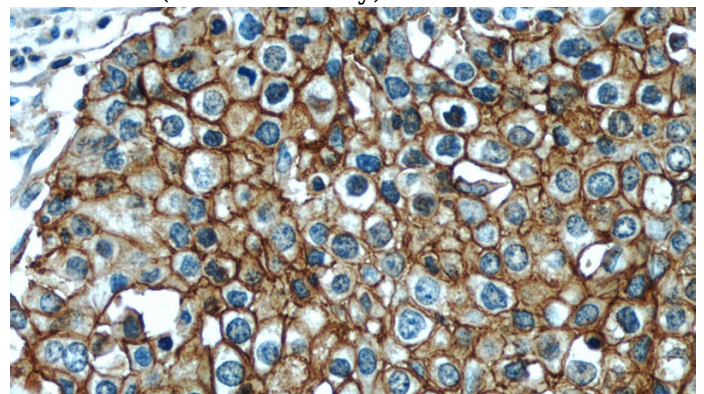
Validations



HeLa cells were subjected to SDS PAGE followed by western blot with Catalog No:107136(CD44 antibody) at dilution of 1:1000



Immunohistochemistry of paraffin-embedded human lung cancer slide using Catalog No:107136(CD44 Antibody) at dilution of 1:50

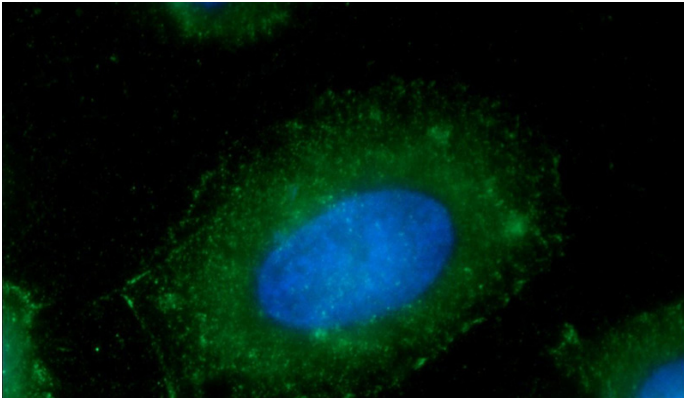


Immunohistochemistry of paraffin-embedded human lung cancer slide using Catalog

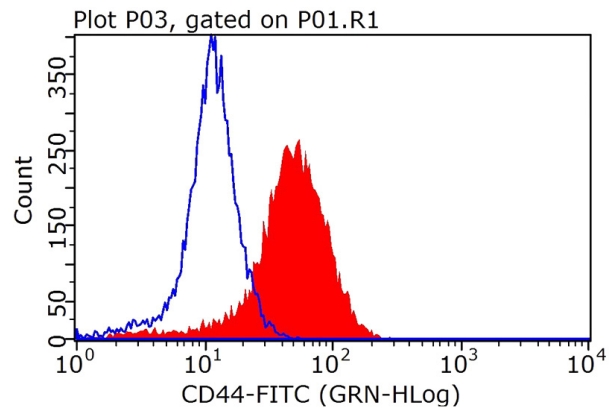
CD44 antibody

Catalog Number: 107136

No:107136(CD44 Antibody) at dilution of 1:50



Immunofluorescent analysis of MCF-7 cells using Catalog No:107136(CD44 Antibody) at dilution of 1:25 and Alexa Fluor 488-conjugated AffiniPure Goat Anti-Mouse IgG(H+L)



1X10⁶ Raji cells were stained with 0.2ug CD44 antibody (Catalog No:107136, red) and control antibody (blue). Fixed with 4% PFA blocked with 3% BSA (30 min). FITC-Goat anti-mouse IgG with dilution 1:1000.