

# ZC3H4 antibody



Catalog Number: 116926

## Product name

ZC3H4 antibody

## Specificity

human, mouse; other species not tested.

## Antibody description

ZC3H4 Rabbit Polyclonal antibody. Positive WB detected in mouse brain tissue, human brain tissue. Positive IF detected in Hela. Positive IHC detected in human cervical cancer. Observed molecular weight by Western-blot: 130-140 kDa

## Preparation

This antibody was obtained by immunization of Peptide (Accession Number: NM\_015168). Purification method: Antigen affinity purified.

## Formulation

PBS with 0.02% sodium azide and 50% glycerol pH 7.3.

## Storage

Store at -20°C. DO NOT ALIQUOT

## Clonality

Polyclonal

## Ig Type

Rabbit IgG

## Applications

ELISA, WB, IHC, IF

## Dilutions

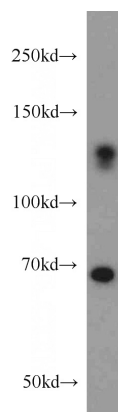
Recommended Dilution:

WB: 1:200-1:2000

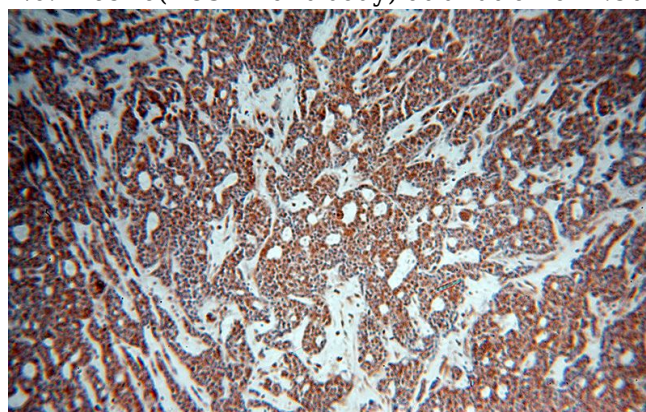
IHC: 1:20-1:200

IF: 1:10-1:100

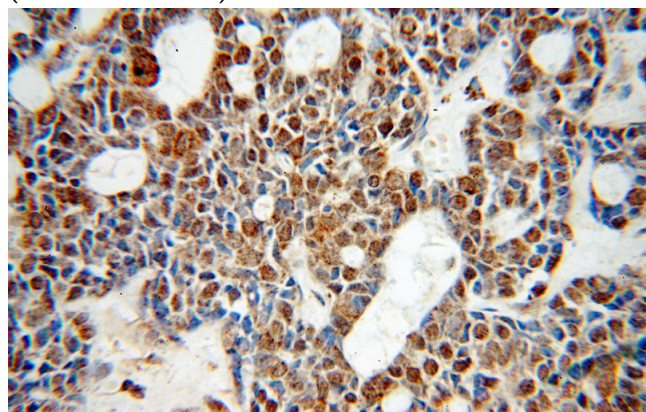
## Validations



mouse brain tissue were subjected to SDS PAGE followed by western blot with Catalog No:116926(ZC3H4 antibody) at dilution of 1:500



Immunohistochemical of paraffin-embedded human cervical cancer using Catalog No:116926(ZC3H4 antibody) at dilution of 1:50 (under 10x lens)



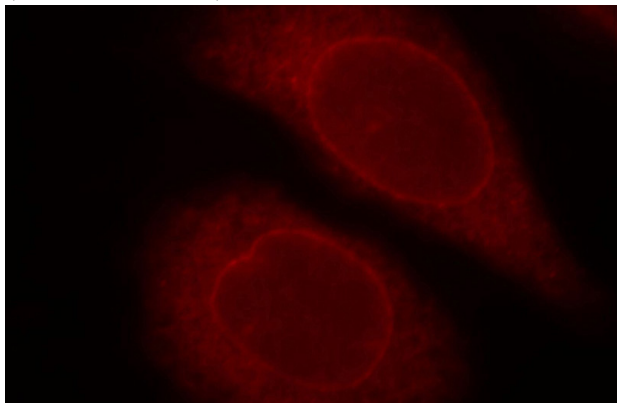
Immunohistochemical of paraffin-embedded human cervical cancer using Catalog

# ZC3H4 antibody

Catalog Number: 116926

---

No:116926(ZC3H4 antibody) at dilution of 1:50  
(under 40x lens)



Immunofluorescent analysis of HeLa cells, using  
ZC3H4 antibody Catalog No: at 1:25 dilution and  
Rhodamine-labeled goat anti-rabbit IgG (red).