

# SPA17 antibody



Catalog Number: 115526

## Product name

SPA17 antibody

## Immunogen

[Human SPA17 Recombinant protein \(GST tag & His tag\)](#)

## Specificity

Human, Mouse, Rat; other species not tested.

## Antibody description

SPA17 Rabbit Polyclonal antibody. Positive IP detected in mouse testis tissue. Positive WB detected in mouse testis tissue. Positive IHC detected in human testis tissue, human ovary tumor tissue. Observed molecular weight by Western-blot: 25kd

## Preparation

This antibody was obtained by immunization of SPA17 recombinant protein (Accession Number: XM\_011542870). Purification method: Antigen affinity purified.

## Formulation

PBS with 0.02% sodium azide and 50% glycerol pH 7.3.

## Storage

Store at -20°C. DO NOT ALIQUOT

## Clonality

Polyclonal

## Ig Type

Rabbit IgG

## Applications

ELISA, WB, IHC, IP

## Dilutions


Recommended Dilution:

WB: 1:500-1:5000

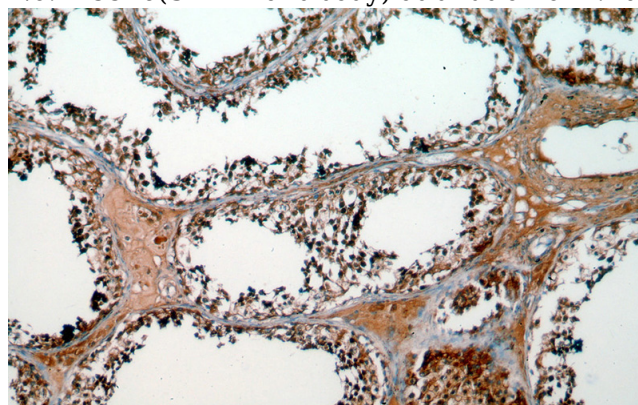
IP: 1:200-1:1000

IHC: 1:20-1:200

## Validations



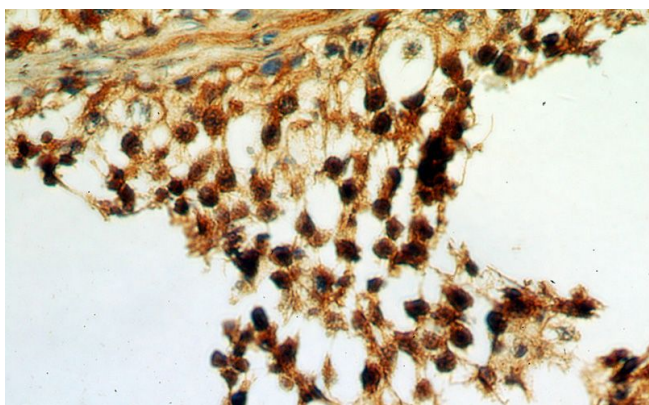
mouse testis tissue were subjected to SDS PAGE followed by western blot with Catalog No:115526(SPA17 antibody) at dilution of 1:400



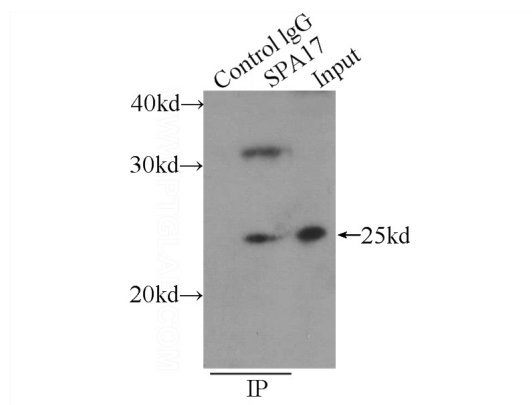
Immunohistochemical of paraffin-embedded human testis using Catalog No:115526(SPA17 antibody) at dilution of 1:50 (under 10x lens)

# SPA17 antibody

Catalog Number: 115526



Immunohistochemical of paraffin-embedded human testis using Catalog No:115526(SPA17 antibody) at dilution of 1:50 (under 40x lens)



IP Result of anti-SPA17 (IP:Catalog No:115526, 3ug; Detection:Catalog No:115526 1:400) with mouse testis tissue lysate 4800ug.