

Anti-DDIT3 Mouse antibody



Catalog Number: 169126

Product name

Anti-DDIT3 Mouse antibody

Specificity

Human

Antibody description

DDIT3 Mouse monoclonal antibody

Preparation

Antigen: Purified recombinant fragment of human DDIT3 (AA: 87-192) expressed in E. Coli.

Formulation

Purified antibody in PBS with 0.05% sodium azide.

Storage

Store at 4°C short term. Store at -20°C long term. Avoid freeze / thaw cycle.

Clonality

Monoclonal

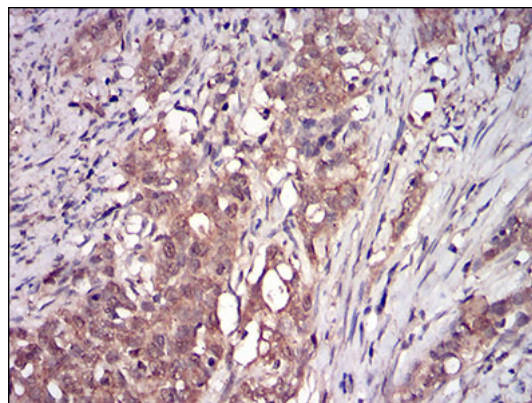
Ig Type

Mouse IgG2a

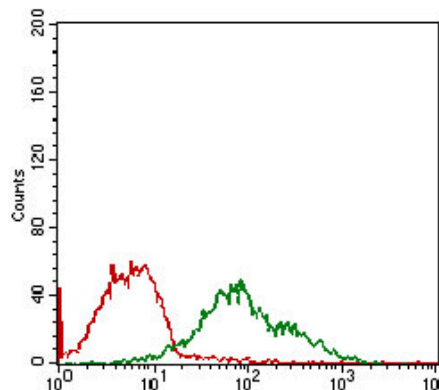
Applications

IHC-P, ICC/IF, FC

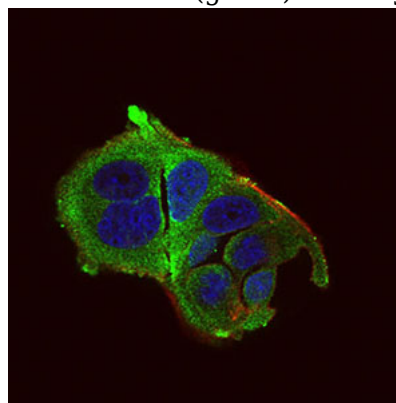
Validations



Immunohistochemical analysis of paraffin-embedded cervical cancer tissues using DDIT3 mouse mAb with DAB staining.



Flow cytometric analysis of MCF-7 cells using DDIT3 mouse mAb (green) and negative control



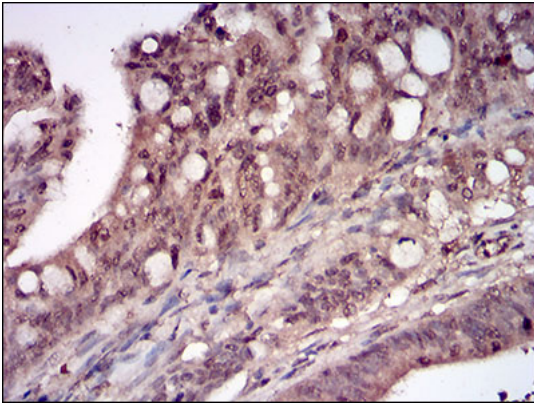
(red).

Immunofluorescence analysis of MCF-7 cells using DDIT3 mouse mAb (green). Blue

Anti-DDIT3 Mouse antibody

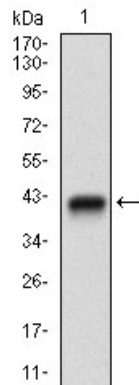


Catalog Number: 169126

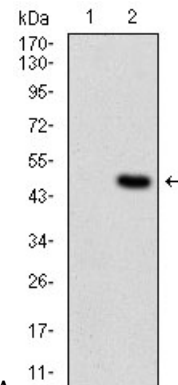


Immunohistochemical analysis of paraffin-embedded rectum cancer tissues using DDIT3

mouse mAb with DAB staining.



Western blot analysis using DDIT3 mAb against



human DDIT3 (AA)

Western blot analysis using DDIT3 mAb against HEK293 (1) and DDIT3 (AA)