

# MRP2 antibody



Catalog Number: 112806

## Product name

MRP2 antibody

## Immunogen

[Human ABCC2 Recombinant protein \(GST tag & His tag\)](#)

## Specificity

Human, Mouse; other species not tested.

## Antibody description

MRP2 Rabbit Polyclonal antibody. Positive WB detected in HepG2 cells, mouse kidney tissue. Positive IHC detected in human small intestine tissue. Observed molecular weight by Western-blot: 190-250 kDa

## Preparation

This antibody was obtained by immunization of MRP2 recombinant protein (Accession Number: NM\_000392). Purification method: Antigen affinity purified.

## Formulation

PBS with 0.1% sodium azide and 50% glycerol pH 7.3.

## Storage

Store at -20°C. DO NOT ALIQUOT

## Clonality

Polyclonal

## Ig Type

Rabbit IgG

## Applications

ELISA, IHC, WB


## Dilutions

Recommended Dilution:

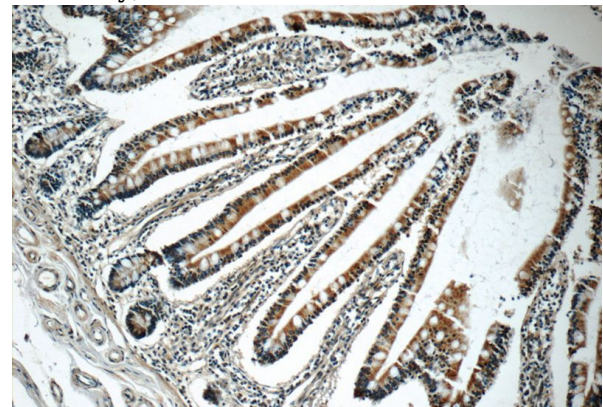
WB: 1:200-1:2000

IHC: 1:20-1:200

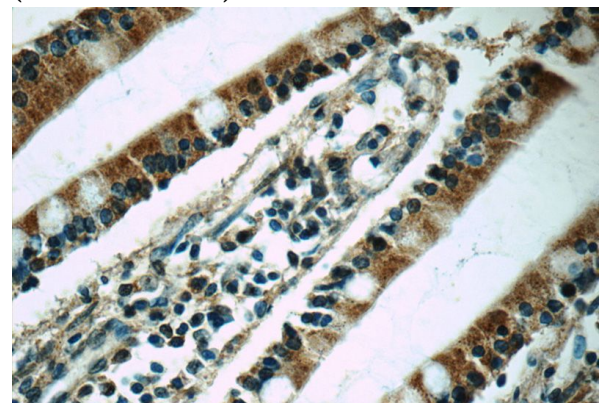
## Validations



HepG2 cells were subjected to SDS PAGE followed by western blot with Catalog No:112806(ABCC2 Antibody) at dilution of 1:600



Immunohistochemistry of paraffin-embedded human small intestine tissue slide using Catalog No:112806(ABCC2 Antibody) at dilution of 1:50 (under 10x lens)



# MRP2 antibody



Catalog Number: 112806

---

Immunohistochemistry of paraffin-embedded  
human small intestine tissue slide using Catalog

No:112806(ABCC2 Antibody) at dilution of 1:50  
(under 40x lens)