

# TRPC4 antibody



Catalog Number: 116406

## Product name

TRPC4 antibody

Recommended Dilution:

WB: 1:500-1:5000

## Immunogen

[Human TRPC4 Recombinant protein \(GST tag & His tag\)](#)

IHC: 1:20-1:200

## Specificity

Human, Mouse, Rat; other species not tested.

## Antibody description

TRPC4 Rabbit Polyclonal antibody. Positive IHC detected in human kidney tissue. Positive WB detected in mouse brain tissue, HEK-293 cells. Observed molecular weight by Western-blot: 100-120kd

## Preparation

This antibody was obtained by immunization of TRPC4 recombinant protein (Accession Number: NM\_016179). Purification method: Antigen affinity purified.

## Formulation

PBS with 0.02% sodium azide and 50% glycerol pH 7.3.

## Storage

Store at -20°C. DO NOT ALIQUOT

## Clonality

Polyclonal

## Ig Type


Rabbit IgG

## Applications

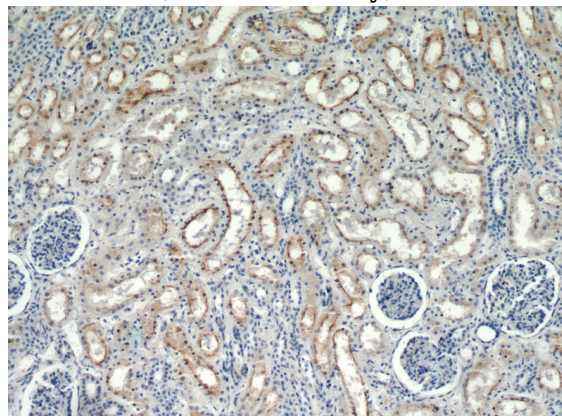
ELISA, WB, IHC

## Dilutions

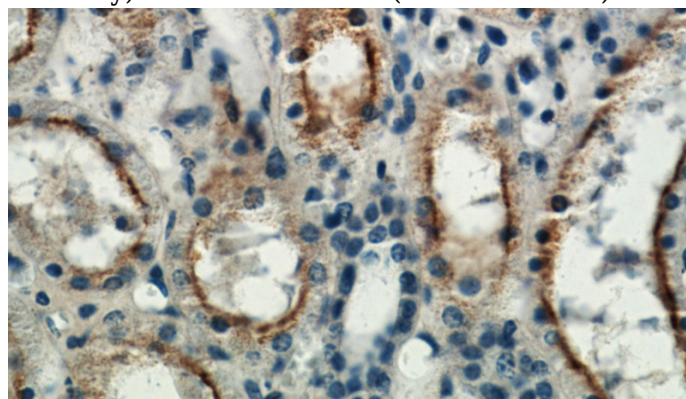
## Validations



mouse brain tissue were subjected to SDS PAGE followed by western blot with Catalog No:116406(TRPC4 antibody) at dilution of 1:500



Immunohistochemical of paraffin-embedded human kidney using Catalog No:116406(TRPC4 antibody) at dilution of 1:50 (under 10x lens)



# TRPC4 antibody



Catalog Number: 116406

---

Immunohistochemical of paraffin-embedded

human kidney using Catalog No:116406(TRPC4 antibody) at dilution of 1:50 (under 40x lens)