

FUS/TLS antibody



Catalog Number: 110795

Product name

FUS/TLS antibody

Immunogen

[Human FUS/TLS Recombinant protein \(GST tag & His tag\)](#)

Specificity

Human, Mouse, Rat; other species not tested.

Antibody description

FUS/TLS Rabbit Polyclonal antibody. Positive FC detected in HeLa cells. Positive IF detected in HepG2 cells. Positive IHC detected in human ovary tumor tissue, human brain tissue, human breast cancer tissue. Positive WB detected in HEK-293 cells, HEK-293, HeLa cells, HepG2 cells, HL-60 cells, human kidney tissue, Jurkat cells, K-562 cells, mouse brain tissue, SMMC-7721 cells. Positive IP detected in K-562 cells. Observed molecular weight by Western-blot: 73 kDa

Preparation

This antibody was obtained by immunization of FUS/TLS recombinant protein (Accession Number: NM_004960). Purification method: Antigen affinity purified.

Formulation

PBS with 0.1% sodium azide and 50% glycerol pH 7.3.

Storage

Store at -20°C. DO NOT ALIQUOT

Clonality

Polyclonal

Ig Type

Rabbit IgG

Applications

ELISA, IF, IP, WB, IHC, FC

Dilutions

Recommended Dilution:

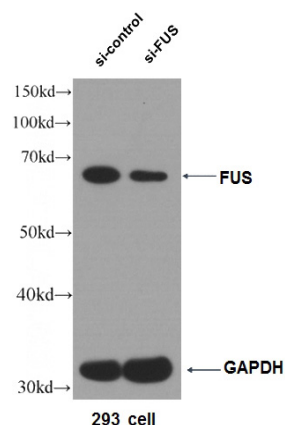
WB: 1:1000-1:10000

IP: 1:500-1:5000

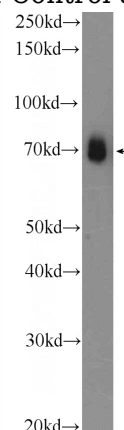
IHC: 1:20-1:200

IF: 1:10-1:100

Validations



WB result of FUS antibody (Catalog No:110795, 1:5000) with si-Control and si-FUS transfected



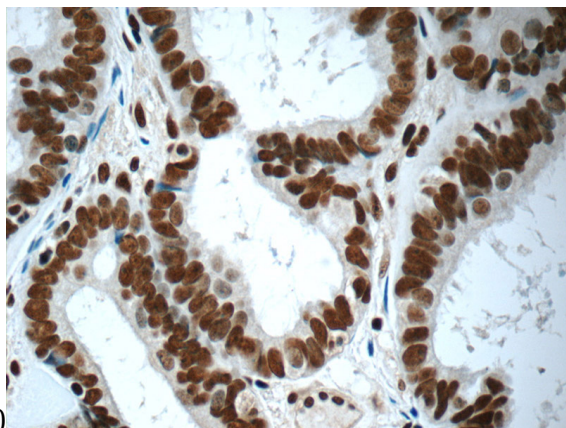
HEK 293 cells.

HEK-293 cells were subjected to SDS PAGE followed by western blot with Catalog No:110795(FUS/TLS Antibody) at dilution of

FUS/TLS antibody

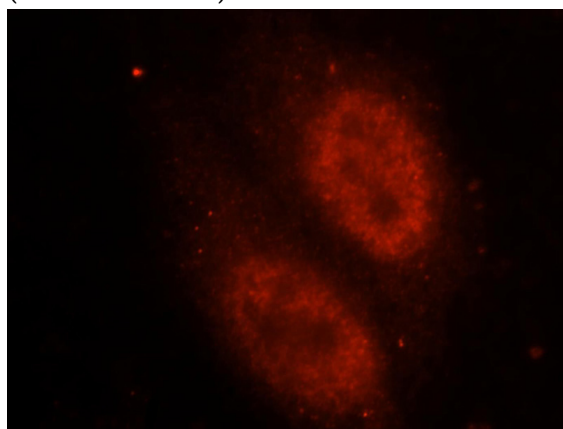


Catalog Number: 110795

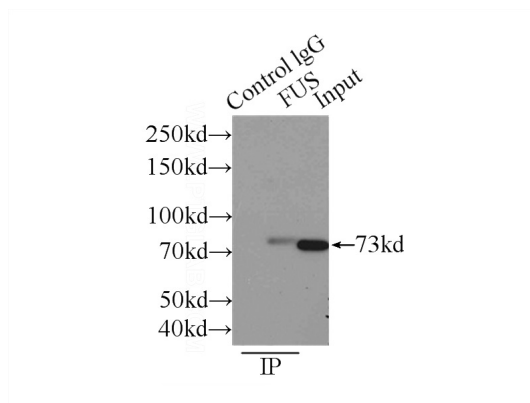


1:2000

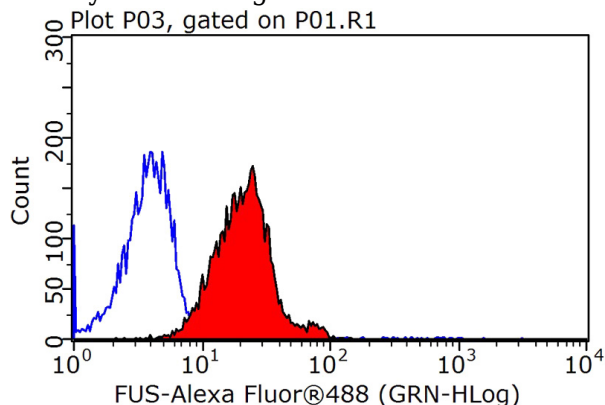
Immunohistochemistry of paraffin-embedded human ovary tumor tissue slide using Catalog No:110795(FUS/TLS Antibody) at dilution of 1:50 (under 40x lens)



Immunofluorescent analysis of HepG2 cells, using FUS antibody Catalog No:110795 at 1:25 dilution and Rhodamine-labeled goat anti-rabbit IgG (red).



IP Result of anti-FUS (IP:Catalog No:110795, 3ug; Detection:Catalog No:110795 1:1000) with K-562 cells lysate 4000ug.



1×10^6 HeLa cells were stained with 0.2ug FUS/TLS antibody (Catalog No:110795, red) and control antibody (blue). Fixed with 90% MeOH blocked with 3% BSA (30 min). Alexa Fluor 488-conjugated AffiniPure Goat Anti-Rabbit IgG(H+L) with dilution 1:1500.