

# TFAM antibody



Catalog Number: 115995

## Product name

TFAM antibody

## Immunogen

[Human TFAM Recombinant protein \(GST tag & His tag\)](#)

## Specificity

Human; other species not tested.

## Antibody description

TFAM Rabbit Polyclonal antibody. Positive WB detected in HEK-293 cells, A431 cells, HeLa cells, HL-60 cells, Jurkat cells, MCF7 cells. Positive IF detected in HepG2 cells. Positive IHC detected in human kidney tissue, human brain tissue. Observed molecular weight by Western-blot: 25 kDa

## Preparation

This antibody was obtained by immunization of TFAM recombinant protein (Accession Number: NM\_003201). Purification method: Antigen Affinity purified.

## Formulation

PBS with 0.02% sodium azide and 50% glycerol pH 7.3.

## Storage

Store at -20°C. DO NOT ALIQUOT

## Clonality

Polyclonal

## Ig Type

Rabbit IgG

## Applications

ELISA, WB, IHC, IF

## Dilutions


Recommended Dilution:

WB: 1:500-1:5000

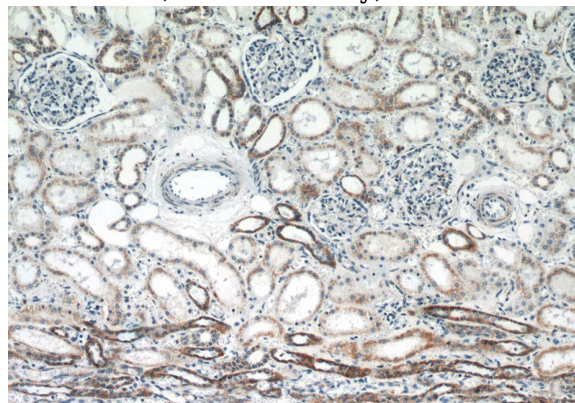
IHC: 1:20-1:200

IF: 1:20-1:200

## Validations



HEK-293 cells were subjected to SDS PAGE followed by western blot with Catalog No:115995(TFAM antibody) at dilution of 1:1000

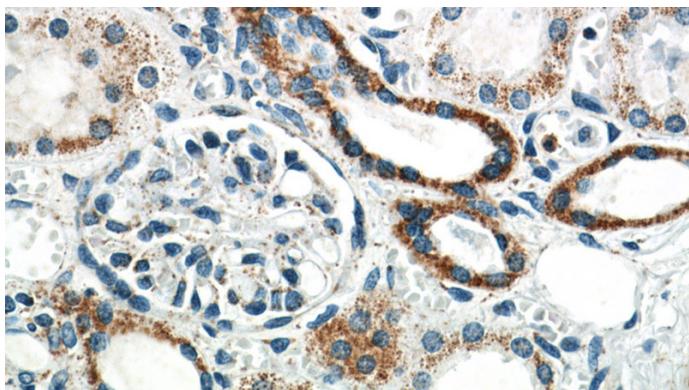


Immunohistochemistry of paraffin-embedded human kidney slide using Catalog No:115995(TFAM Antibody) at dilution of 1:50

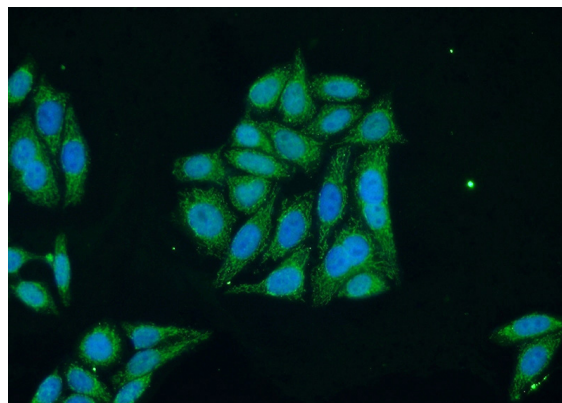
# TFAM antibody

Catalog Number: 115995

---



Immunohistochemistry of paraffin-embedded human kidney slide using Catalog No:115995(TFAM Antibody) at dilution of 1:50



Immunofluorescent analysis of HepG2 cells using Catalog No:115995(TFAM Antibody) at dilution of 1:50 and Alexa Fluor 488-conjugated AffiniPure Goat Anti-Rabbit IgG(H+L)