

PCBP2 antibody

Catalog Number: 113685

Product name

PCBP2 antibody

IHC: 1:20-1:200

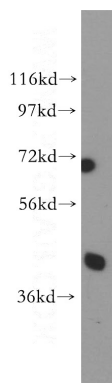
Specificity

Human, Mouse, Rat; other species not tested.

Antibody description

PCBP2 Rabbit Polyclonal antibody. Positive IHC detected in human testis tissue, human cervical cancer tissue. Positive WB detected in HeLa cells, Jurkat cells. Observed molecular weight by Western-blot: 43 kDa

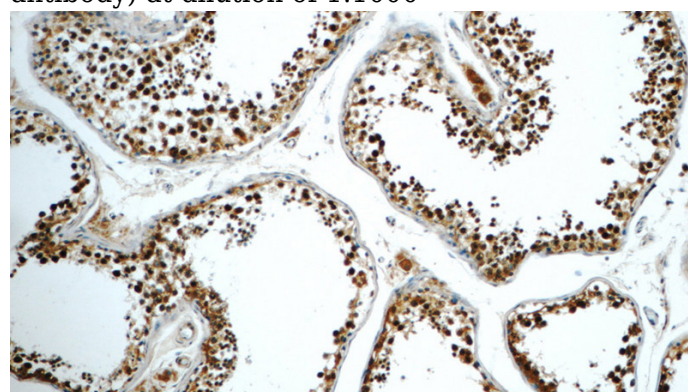
Validations



HeLa cells were subjected to SDS PAGE followed by western blot with Catalog No:113685(PCBP2 antibody) at dilution of 1:1000

Preparation

This antibody was obtained by immunization of PCBP2 recombinant protein (Accession Number: NM_031989). Purification method: Antigen affinity purified.



Formulation

PBS with 0.02% sodium azide and 50% glycerol pH 7.3.

Storage

Store at -20°C. DO NOT ALIQUOT

Immunohistochemistry of paraffin-embedded human testis tissue slide using Catalog No:113685(PCBP2 Antibody) at dilution of 1:50 (under 10x lens)

Clonality

Polyclonal

Ig Type

Rabbit IgG

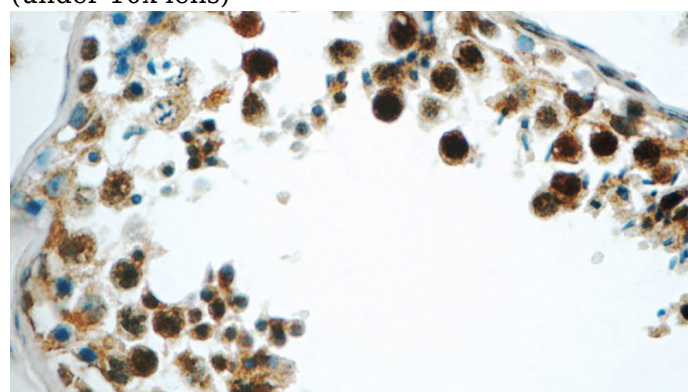
Applications

ELISA, WB, IHC

Dilutions

Recommended Dilution:

WB: 1:500-1:5000



Immunohistochemistry of paraffin-embedded human testis tissue slide using Catalog No:113685(PCBP2 Antibody) at dilution of 1:50

PCBP2 antibody



Catalog Number: 113685

(under 40x lens)