

TBRG4 antibody



Catalog Number: 115885

Product name

TBRG4 antibody

Immunogen

[Human TBRG4 Recombinant protein \(GST tag & His tag\)](#)

Specificity

Human, Mouse, Rat; other species not tested.

Antibody description

TBRG4 Rabbit Polyclonal antibody. Positive IF detected in U2OS cells, COS7 cells, HeLa cells. Positive WB detected in HepG2 cells, HeLa cells, human liver tissue, mouse ovary tissue. Positive IP detected in HepG2 cells. Observed molecular weight by Western-blot: 60 kDa, 71 kDa

Preparation

This antibody was obtained by immunization of TBRG4 recombinant protein (Accession Number: NM_004749). Purification method: Antigen affinity purified.

Formulation

PBS with 0.02% sodium azide and 50% glycerol pH 7.3.

Storage

Store at -20°C. DO NOT ALIQUOT

Clonality

Polyclonal

Ig Type

Rabbit IgG

Applications

ELISA, WB, IF, IP

Dilutions


Recommended Dilution:

WB: 1:500-1:5000

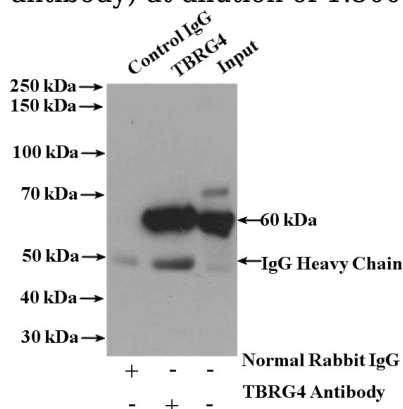
IP: 1:200-1:2000

IF: N/A

Validations



HepG2 cells were subjected to SDS PAGE followed by western blot with Catalog No:115885(TBRG4 antibody) at dilution of 1:500

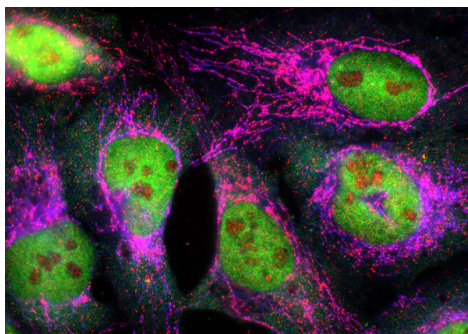


IP Result of anti-TBRG4 (IP:Catalog No:115885, 4ug; Detection:Catalog No:115885 1:500) with HepG2 cells lysate 1600ug.

TBRG4 antibody



Catalog Number: 115885



U2OS cells, fixed with 4% pF/PBS and post-fixed with -20 methanol, and stained for TIAR (green), anti-TBRG4 (red, cat# 16245-1-AP), and human anti-mitochondria autoantiserum (blue). Note that the TBRG4 signal is strongly mitochondrial, but also nucleolar.

IF result of anti-TBRG4 (Catalog No:115885) with U2OS cells.