

DNAJA1 antibody



Catalog Number: 110085

Product name

DNAJA1 antibody

Immunogen

[Human DNAJA1 Recombinant protein \(GST tag & His tag\)](#)

Specificity

Human, Mouse; other species not tested.

Antibody description

DNAJA1 Rabbit Polyclonal antibody. Positive IHC detected in human colon cancer tissue. Positive IF detected in HepG2 cells. Positive WB detected in mouse lung tissue, HepG2 cells, human liver tissue, human testis tissue, Jurkat cells, mouse kidney tissue. Observed molecular weight by Western-blot: 45 kDa

Preparation

This antibody was obtained by immunization of DNAJA1 recombinant protein (Accession Number: NM_001539). Purification method: Antigen affinity purified.

Formulation

PBS with 0.02% sodium azide and 50% glycerol pH 7.3.

Storage

Store at -20°C. DO NOT ALIQUOT

Clonality

Polyclonal

Ig Type

Rabbit IgG

Applications

ELISA, WB, IHC, IF

Dilutions


Recommended Dilution:

WB: 1:200-1:2000

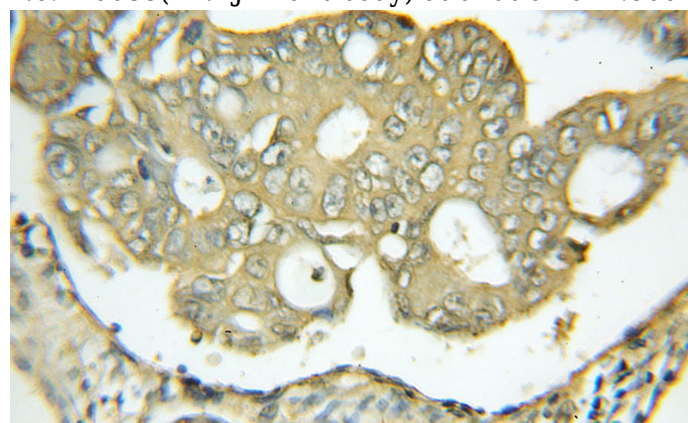
IHC: 1:20-1:200

IF: 1:20-1:200

Validations



mouse lung tissue were subjected to SDS PAGE followed by western blot with Catalog No:110085(DNAJA1 antibody) at dilution of 1:500

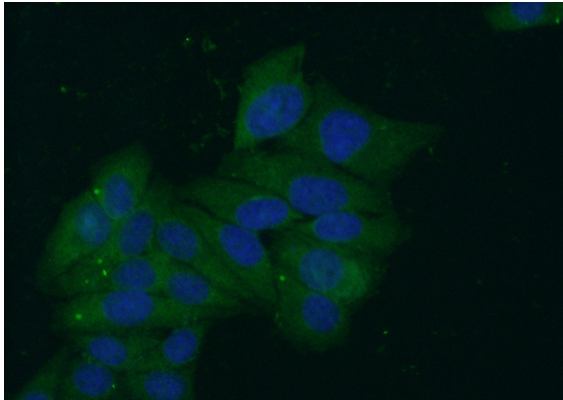


Immunohistochemical of paraffin-embedded human colon cancer using Catalog No:110085(DNAJA1 antibody) at dilution of 1:50 (under 25x lens)

DNAJA1 antibody



Catalog Number: 110085



Immunofluorescent analysis of (-20oc Ethanol) fixed HepG2 cells using Catalog No:110085(DNAJA1 Antibody) at dilution of 1:50 and Alexa Fluor 488-conjugated AffiniPure Goat Anti-Rabbit IgG(H+L)