

SGSM3 antibody



Catalog Number: 115175

Product name

SGSM3 antibody

Immunogen

[Human SGSM3 Recombinant protein \(GST tag & His tag\)](#)

Specificity

Human, Mouse, Rat; other species not tested.

Antibody description

SGSM3 Rabbit Polyclonal antibody. Positive IHC detected in human heart tissue, human spleen tissue. Positive IF detected in Hela cells. Positive WB detected in mouse brain tissue, L02 cells, mouse testis tissue. Positive IP detected in mouse brain tissue. Observed molecular weight by Western-blot: 85 kDa

Preparation

This antibody was obtained by immunization of SGSM3 recombinant protein (Accession Number: NM_015705). Purification method: Antigen affinity purified.

Formulation

PBS with 0.02% sodium azide and 50% glycerol pH 7.3.

Storage

Store at -20°C. DO NOT ALIQUOT

Clonality

Polyclonal

Ig Type

Rabbit IgG

Applications

ELISA, WB, IHC, IF, IP

Dilutions

Recommended Dilution:

WB: 1:1000-1:10000

IP: 1:200-1:2000

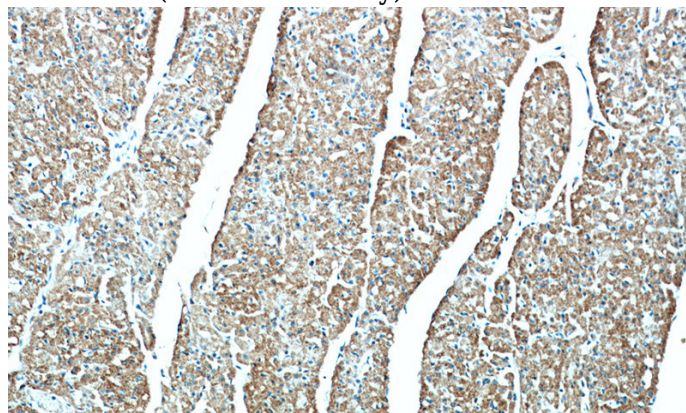
IHC: 1:20-1:200

IF: 1:10-1:100

Validations



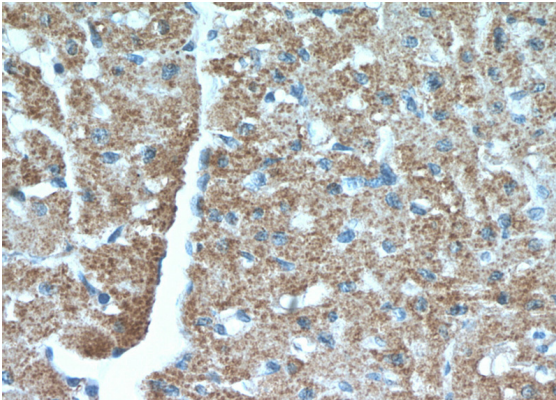
mouse brain tissue were subjected to SDS PAGE followed by western blot with Catalog No:115175(SGSM3 antibody) at dilution of 1:600



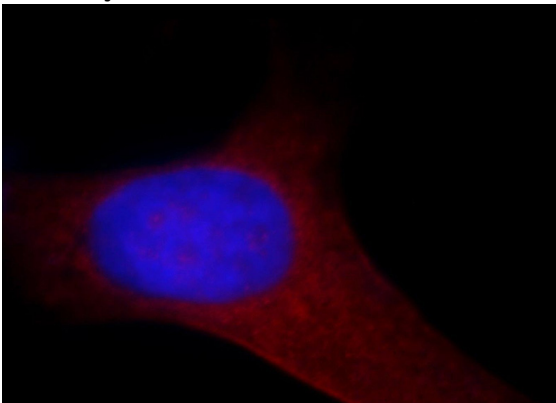
Immunohistochemical of paraffin-embedded human heart using Catalog No:115175(SGSM3 antibody) at dilution of 1:100 (under 10x lens)

SGSM3 antibody

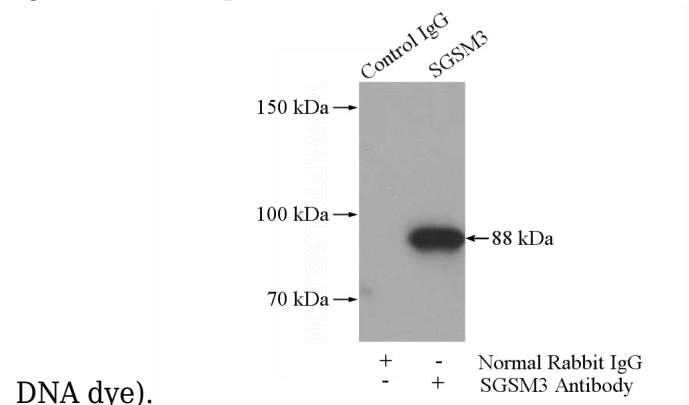
Catalog Number: 115175



Immunohistochemical of paraffin-embedded human heart using Catalog No:115175(SGSM3 antibody) at dilution of 1:100 (under 40x lens)



Immunofluorescent analysis of Hela cells, using SGSM3 antibody Catalog No:115175 at 1:25 dilution and Rhodamine-labeled goat anti-rabbit IgG (red). Blue pseudocolor = DAPI (fluorescent



DNA dye).

IP Result of anti-SGSM3 (IP:Catalog No:115175, 4ug; Detection:Catalog No:115175 1:600) with mouse brain tissue lysate 3440ug.