

YY1 antibody

Catalog Number: 107545

Product name

YY1 antibody

IP: 1:500-1:5000

IF: 1:50-1:500


Specificity

Human, Mouse, Rat; other species not tested.

Validations

Antibody description

YY1 Mouse Monoclonal antibody. Positive WB detected in C6 cells, COS-7 cells, HeLa cells, NIH/3T3 cells. Positive IP detected in NIH/3T3 cells. Positive IF detected in HepG2 cells. Observed molecular weight by Western-blot: 68 kDa



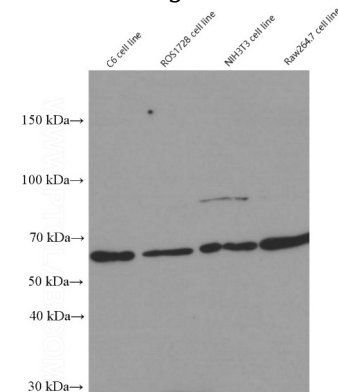
Preparation

This antibody was obtained by immunization of YY1 recombinant protein (Accession Number: NM_003403). Purification method: Protein A purified.

Western blot of YY1 in various human cell lines with Catalog No:117348 at dilution of 1:50000.

Formulation

PBS with 0.02% sodium azide and 50% glycerol pH 7.3.



Storage

Store at -20°C. DO NOT ALIQUOT

Western blot of YY1 in rat (C6 and ROS1728) and mouse (NIH3T3 and Raw264.7) cell lines with Catalog No:117348 at dilution of 1:50000.

Clonality

Monoclonal

Ig Type

Mouse IgG2a

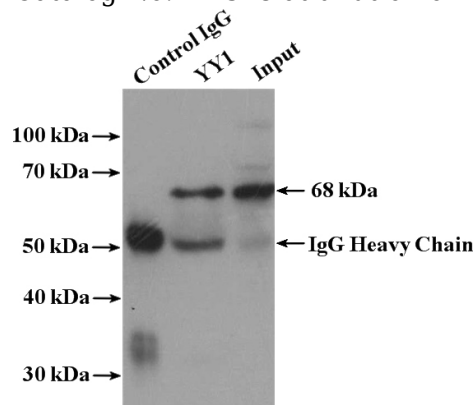
Applications

ELISA, IP, WB, IF

Dilutions

Recommended Dilution:

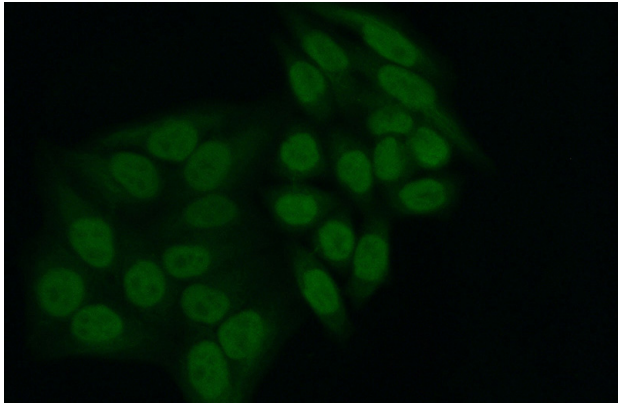
WB: 1:5000-1:50000



IP Result of anti-YY1 (IP:Catalog No:117348, 5ug; Detection:Catalog No:117348 1:1000) with NIH/3T3 cells lysate 4000ug.

YY1 antibody

Catalog Number: 107545



Immunofluorescent analysis of (10% Formaldehyde) fixed HepG2 cells using Catalog No:117348(YY1 Antibody) at dilution of 1:400 and Alexa Fluor 488-conjugated AffiniPure Goat Anti-Mouse IgG(H+L)