

ARAF antibody



Catalog Number: 108235

Product name

ARAF antibody

Specificity

Human, Mouse; other species not tested.

Antibody description

ARAF Rabbit Polyclonal antibody. Positive IHC detected in human skin cancer tissue, human breast cancer tissue. Positive WB detected in HeLa cells, A431 cells, NIH/3T3 cells. Observed molecular weight by Western-blot: 33 kDa

Preparation

This antibody was obtained by immunization of ARAF recombinant protein (Accession Number: NM_001256196). Purification method: Antigen affinity purified.

Formulation

PBS with 0.02% sodium azide and 50% glycerol pH 7.3.

Storage

Store at -20°C. DO NOT ALIQUOT

Clonality

Polyclonal

Ig Type

Rabbit IgG

Applications

ELISA, WB, IHC


Dilutions

Recommended Dilution:

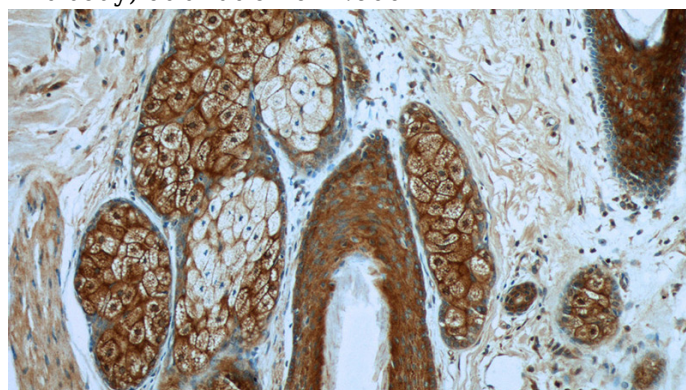
WB: 1:200-1:2000

IHC: 1:20-1:200

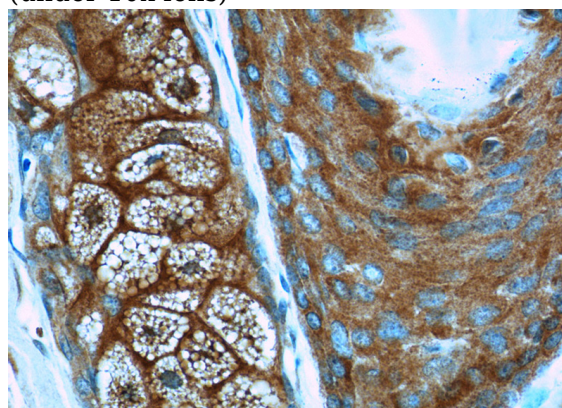
Validations



HeLa cells were subjected to SDS PAGE followed by western blot with Catalog No:108235(ARAF Antibody) at dilution of 1:600



Immunohistochemistry of paraffin-embedded human skin cancer tissue slide using Catalog No:108235(ARAF Antibody) at dilution of 1:50 (under 10x lens)



Immunohistochemistry of paraffin-embedded human skin cancer tissue slide using Catalog No:108235(ARAF Antibody) at dilution of 1:50

ARAF antibody



Catalog Number: 108235

(under 40x lens)