

MRPL53 antibody



Catalog Number: 112835

Product name

MRPL53 antibody

Recommended Dilution:

WB: 1:200-1:1000

Immunogen

[Human MRPL53 Recombinant protein \(GST tag & His tag\)](#)

IHC: 1:20-1:200

IF: 1:10-1:100

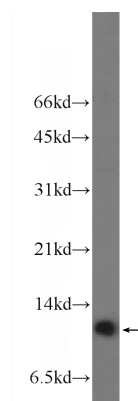
Specificity

Human, Mouse, Rat; other species not tested.

Validations

Antibody description

MRPL53 Rabbit Polyclonal antibody. Positive IF detected in A549 cells. Positive IHC detected in human skin cancer tissue. Positive WB detected in A549 cells. Observed molecular weight by Western-blot: 12 kDa



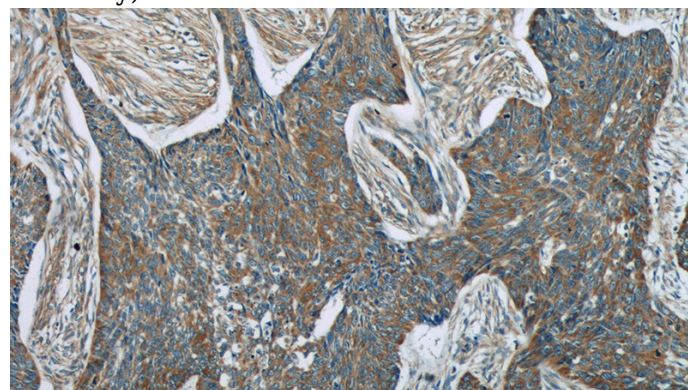
Preparation

This antibody was obtained by immunization of MRPL53 recombinant protein (Accession Number: NM_053050). Purification method: Antigen affinity purified.

A549 cells were subjected to SDS PAGE followed by western blot with Catalog No:112835(MRPL53 Antibody) at dilution of 1:300

Formulation

PBS with 0.1% sodium azide and 50% glycerol pH 7.3.



Storage

Store at -20°C. DO NOT ALIQUOT

Clonality

Polyclonal

Immunohistochemistry of paraffin-embedded human skin cancer tissue slide using Catalog No:112835(MRPL53 Antibody) at dilution of 1:50 (under 10x lens)

Ig Type

Rabbit IgG

Applications

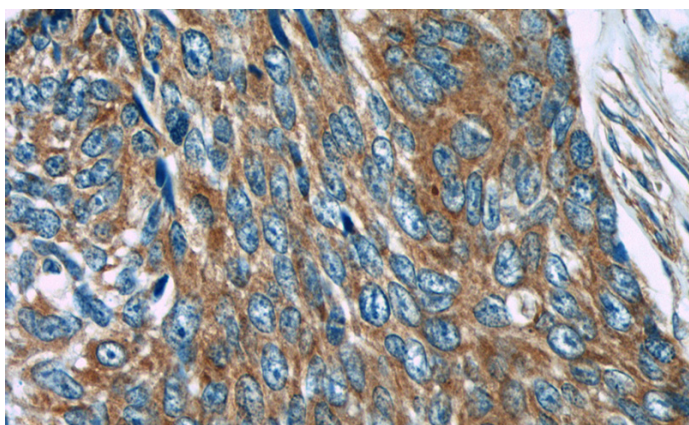
ELISA, IHC, WB, IF

Dilutions

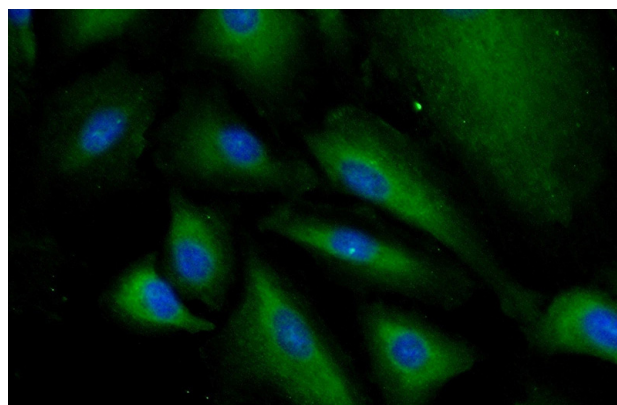
MRPL53 antibody



Catalog Number: 112835



Immunohistochemistry of paraffin-embedded human skin cancer tissue slide using Catalog No:112835(MRPL53 Antibody) at dilution of 1:50 (under 40x lens)



Immunofluorescent analysis of (-20oc Ethanol) fixed A549 cells using Catalog No:112835(MRPL53 Antibody) at dilution of 1:25 and Alexa Fluor 488-conjugated AffiniPure Goat Anti-Rabbit IgG(H+L)