

NEUROD1 antibody



Catalog Number: 113125

Product name

NEUROD1 antibody

Recommended Dilution:

WB: 1:200-1:1000

Immunogen

[Human NEUROD1 Recombinant protein \(GST tag & His tag\)](#)

IP: 1:200-1:1000

IHC: 1:20-1:200


Specificity

Human, Mouse, Rat; other species not tested.

Validations

Antibody description

NEUROD1 Rabbit Polyclonal antibody. Positive IP detected in Y79 cells. Positive WB detected in Y79 cells. Positive IHC detected in human pancreas cancer tissue. Observed molecular weight by Western-blot: 50 kDa



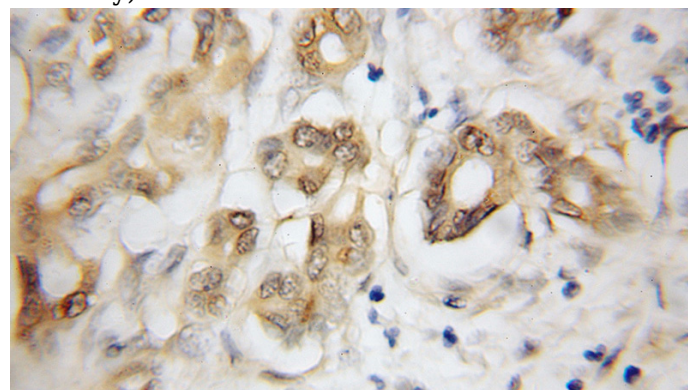
Preparation

This antibody was obtained by immunization of NEUROD1 recombinant protein (Accession Number: NM_002500). Purification method: Antigen affinity purified.

Y79 cells were subjected to SDS PAGE followed by western blot with Catalog No:113125(NEUROD1 antibody) at dilution of 1:200

Formulation

PBS with 0.1% sodium azide and 50% glycerol pH 7.3.



Storage

Store at -20°C. DO NOT ALIQUOT

Clonality

Polyclonal

Immunohistochemical of paraffin-embedded human pancreas cancer using Catalog No:113125(NEUROD1 antibody) at dilution of 1:50 (under 10x lens)

Ig Type

Rabbit IgG

Applications

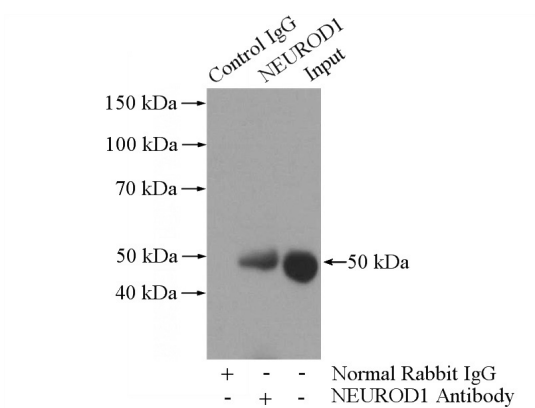
ELISA, IHC, WB, IP

Dilutions

NEUROD1 antibody



Catalog Number: 113125



IP Result of anti-NEUROD1 (IP:Catalog No:113125, 3ug; Detection:Catalog No:113125 1:200) with Y79 cells lysate 2000ug.