

# Calmegin antibody



Catalog Number: 108825

## Product name

Calmegin antibody

WB: 1:500-1:5000

IP: 1:500-1:5000

## Specificity


Human, Mouse, Rat; other species not tested.

IHC: 1:20-1:200

## Antibody description

Calmegin Rabbit Polyclonal antibody. Positive IHC detected in human testis tissue. Positive IP detected in mouse testis tissue. Positive WB detected in mouse testis tissue, human brain tissue, human lung tissue, mouse brain tissue, mouse lung tissue. Observed molecular weight by Western-blot: 93 kDa

## Validations



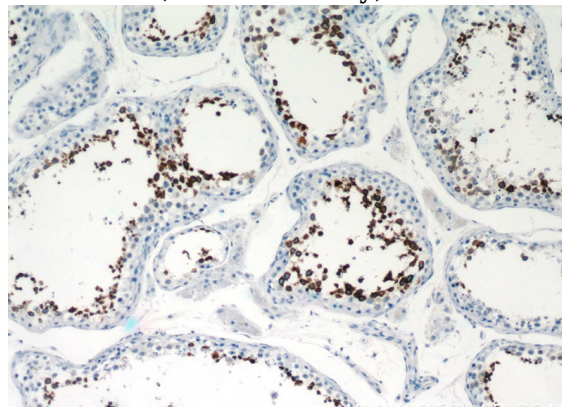
## Preparation

This antibody was obtained by immunization of Calmegin recombinant protein (Accession Number: NM\_004362). Purification method: Antigen affinity purified.

mouse testis tissue were subjected to SDS PAGE followed by western blot with Catalog No:108825(CLGN antibody) at dilution of 1:1000

## Formulation

PBS with 0.1% sodium azide and 50% glycerol pH 7.3.



## Storage

Store at -20°C. DO NOT ALIQUOT

## Clonality

Polyclonal

Immunohistochemistry of paraffin-embedded human testis tissue slide using Catalog No:108825(CLGN Antibody) at dilution of 1:50 (under 10x lens)

## Ig Type

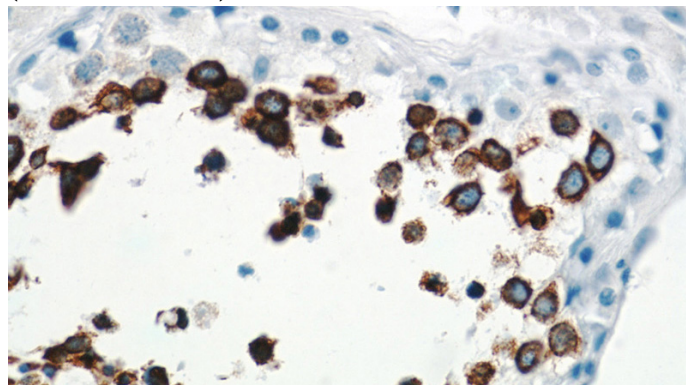
Rabbit IgG

## Applications

ELISA, WB, IHC, IP

## Dilutions

Recommended Dilution:

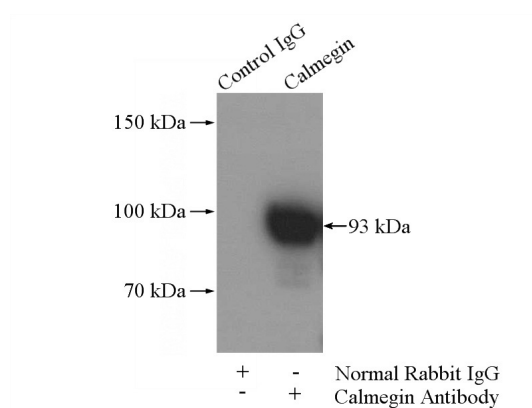


# Calmegin antibody

Catalog Number: 108825

---

Immunohistochemistry of paraffin-embedded human testis tissue slide using Catalog No:108825(CLGN Antibody) at dilution of 1:50 (under 40x lens)



IP Result of anti-CLGN (IP:Catalog No:108825, 4ug; Detection:Catalog No:108825 1:1000) with mouse testis tissue lysate 4000ug.