

# PELO antibody



Catalog Number: 113705

## Product name

PELO antibody

## Immunogen

[Human PELO Recombinant protein \(GST tag & His tag\)](#)

## Specificity

Human, Mouse, Rat; other species not tested.

## Antibody description

PELO Rabbit Polyclonal antibody. Positive WB detected in SKOV-3 cells, HEK-293 cells, HeLa cells, mouse cerebellum tissue, mouse thymus tissue, SH-SY5Y cells. Positive IP detected in HEK-293 cells. Positive IF detected in U2OS cells. Positive IHC detected in human ovary tumor tissue. Observed molecular weight by Western-blot: 43-45 kDa

## Preparation

This antibody was obtained by immunization of PELO recombinant protein (Accession Number: NM\_015946). Purification method: Antigen affinity purified.

## Formulation

PBS with 0.1% sodium azide and 50% glycerol pH 7.3.

## Storage

Store at -20°C. DO NOT ALIQUOT

## Clonality

Polyclonal

## Ig Type

Rabbit IgG

## Applications

ELISA, WB, IHC, IF, IP

## Dilutions

Recommended Dilution:

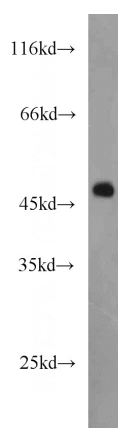
WB: 1:500-1:5000

IP: 1:200-1:2000

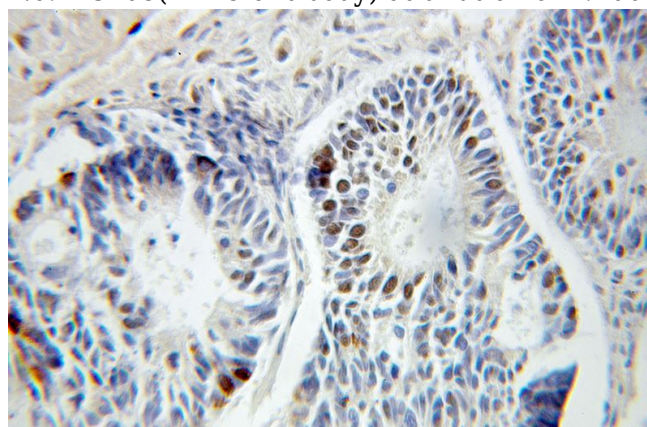
IHC: 1:20-1:200

IF: 1:20-1:200

## Validations



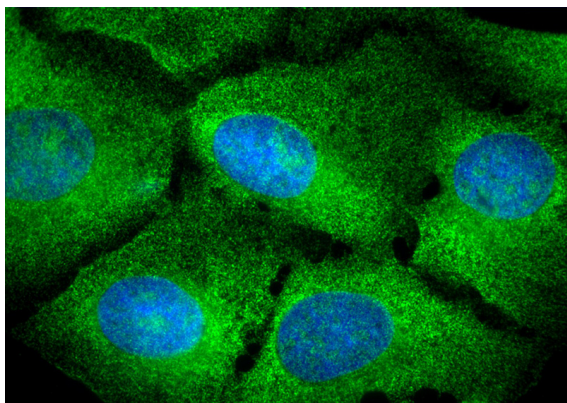
SKOV-3 cells were subjected to SDS PAGE followed by western blot with Catalog No:113705(PELO antibody) at dilution of 1:1000



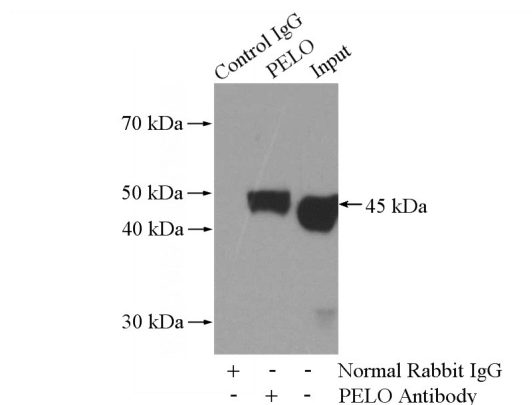
Immunohistochemical of paraffin-embedded human ovary tumor using Catalog No:113705(PELO antibody) at dilution of 1:100 (under 25x lens)

# PELO antibody

Catalog Number: 113705



IF result of Catalog No:113705(PELO antibody) in U2OS cell by Dr. Nancy Kedersha.(cytoplasm and nucleus; Green).



IP Result of anti-PELO (IP:Catalog No:113705, 4ug; Detection:Catalog No:113705 1:500) with HEK-293 cells lysate 1200ug.