

TCF4 antibody



Catalog Number: 115905

Product name

TCF4 antibody

Immunogen

[Human TCF4 Recombinant protein \(GST tag & His tag\)](#)

Specificity

Human, Mouse; other species not tested.

Antibody description

TCF4 Rabbit Polyclonal antibody. Positive WB detected in mouse lung tissue, A549 cells, PC-13 cells. Positive IP detected in mouse lung tissue. Positive IHC detected in human testis tissue. Observed molecular weight by Western-blot: 72 kDa

Preparation

This antibody was obtained by immunization of TCF4 recombinant protein (Accession Number: XM_006722536). Purification method: Antigen Affinity purified.

Formulation

PBS with 0.02% sodium azide and 50% glycerol pH 7.3.

Storage

Store at -20°C. DO NOT ALIQUOT

Clonality

Polyclonal

Ig Type

Rabbit IgG

Applications

ELISA, WB, IHC, IP

Dilutions

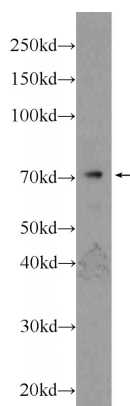
Recommended Dilution:

WB: 1:200-1:2000

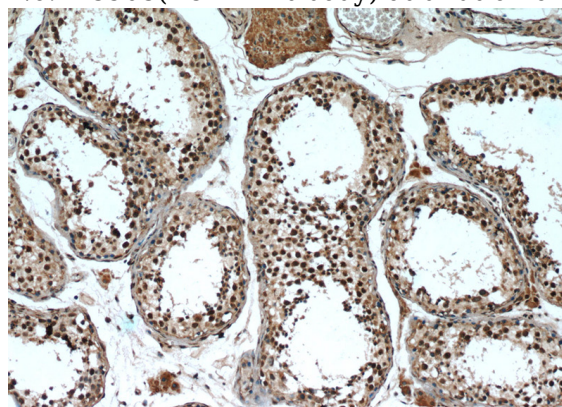
IP: 1:200-1:2000

IHC: 1:20-1:200

Validations



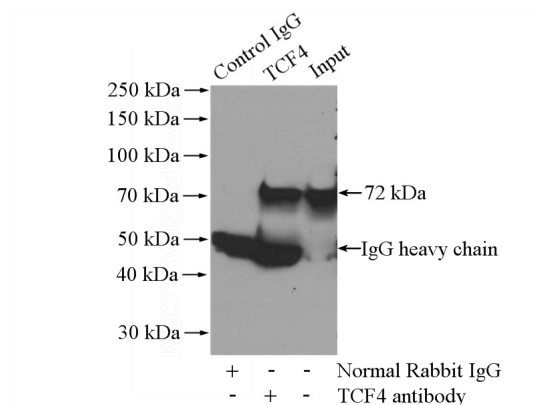
mouse lung tissue were subjected to SDS PAGE followed by western blot with Catalog No:115905(TCF4 Antibody) at dilution of 1:600



Immunohistochemistry of paraffin-embedded human testis slide using Catalog No:115905(TCF4 Antibody) at dilution of 1:50

TCF4 antibody

Catalog Number: 115905



IP Result of anti-TCF4 (IP:Catalog No:115905, 4ug; Detection:Catalog No:115905 1:500) with mouse lung tissue lysate 4000ug.