

PGRMC1 antibody



Catalog Number: 113794

Product name

PGRMC1 antibody

Immunogen

[Human PGRMC1 Recombinant protein \(GST tag & His tag\)](#)

Specificity

Human, Mouse, Rat; other species not tested.

Antibody description

PGRMC1 Rabbit Polyclonal antibody. Positive WB detected in HEK-293 cells, HepG2 cells, human brain tissue, human liver tissue, MCF7 cells, mouse kidney tissue, mouse liver tissue, mouse ovary tissue. Positive IP detected in MCF-7 cells. Positive IHC detected in human cervical cancer tissue, human lung cancer tissue, human ovary tumor tissue. Observed molecular weight by Western-blot: 22-28 kDa

Preparation

This antibody was obtained by immunization of PGRMC1 recombinant protein (Accession Number: NM_006667). Purification method: Antigen affinity purified.

Formulation

PBS with 0.1% sodium azide and 50% glycerol pH 7.3.

Storage

Store at -20°C. DO NOT ALIQUOT

Clonality

Polyclonal

Ig Type

Rabbit IgG

Applications

ELISA, WB, IHC, IP

Dilutions


Recommended Dilution:

WB: 1:500-1:5000

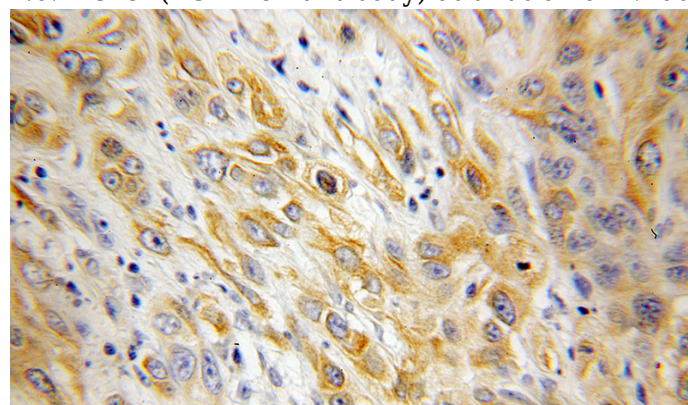
IP: 1:500-1:5000

IHC: 1:20-1:200

Validations



HEK-293 cells were subjected to SDS PAGE followed by western blot with Catalog No:113794(PGRMC1 antibody) at dilution of 1:400

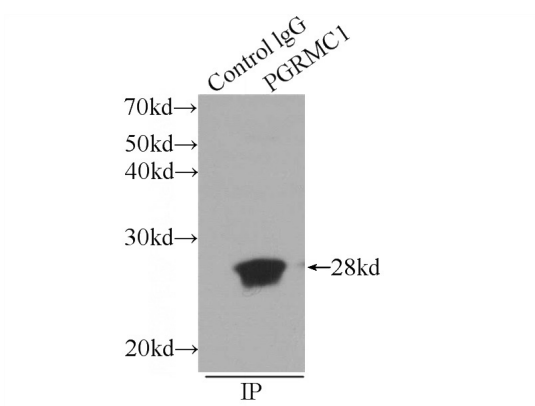


Immunohistochemical of paraffin-embedded human cervical cancer using Catalog No:113794(PGRMC1 antibody) at dilution of 1:100 (under 10x lens)

PGRMC1 antibody



Catalog Number: 113794



IP Result of anti-PGRMC1 (IP:Catalog No:113794, 3ug; Detection:Catalog No:113794 1:1000) with MCF-7 cells lysate 1600ug.