

Anti-Rsk 2/MAPKAP Kinase 1b (5H5) Mouse antibody



Catalog Number: 168294

Product name

Anti-Rsk 2/MAPKAP Kinase 1b (5H5) Mouse antibody

Specificity

Human

Antibody description

Rsk 2/MAPKAP Kinase 1b (5H5) Mouse monoclonal antibody

Preparation

Antigen: Purified recombinant fragment of human RSK2 expressed in E. Coli.

Formulation

Ascitic fluid containing 0.03% sodium azide.

Storage

Store at 4°C short term. Store at -20°C long term. Avoid freeze / thaw cycle.

Clonality

Monoclonal

Ig Type

Mouse IgG1

Applications

WB, ICC/IF, FC

Dilutions

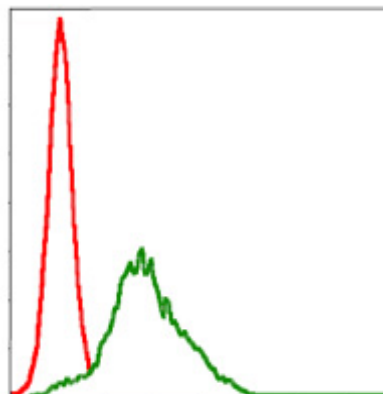
WB: 1/500 - 1/2000

ICC: 1/200 - 1/1000

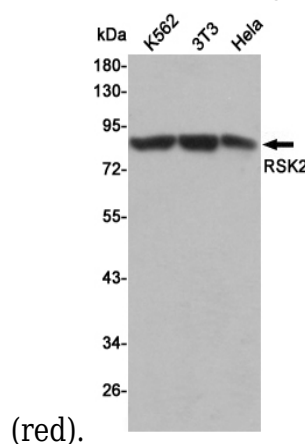
FC: 1/200 - 1/400

ELISA: 1/10000

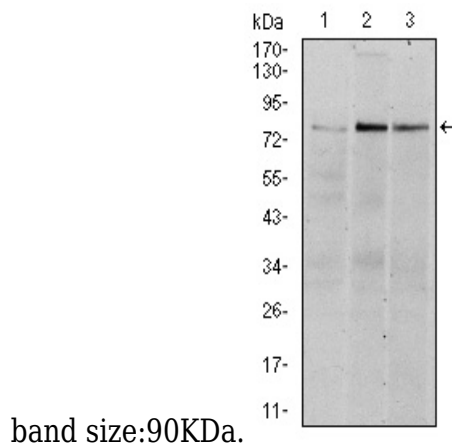
Validations



Flow cytometric analysis of HepG2 cells using RSK2 mouse mAb (green) and negative control



Western blot detection of RSK2 in K562, 3T3 and HeLa cell lysates using RSK2 mouse mAb (1:500 diluted). Predicted band size: 80KDa. Observed

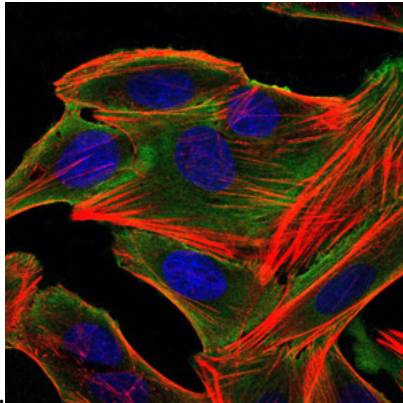


Western blot analysis using RSK2 mouse mAb against HeLa (1), MCF-7 (2), and HepG2 (3) cell

Anti-Rsk 2/MAPKAP Kinase 1b (5H5) Mouse antibody



Catalog Number: 168294



Immunofluorescence analysis of HepG2 cells using RSK2 mouse mAb (green). Blue: DRAQ5 fluorescent DNA dye. Red: Actin filaments have been labeled with Alexa Fluor-555 phalloidin.

lysate.