

CCDC99 antibody



Catalog Number: 108994

Product name

CCDC99 antibody

Immunogen

[Human CCDC99 Recombinant protein \(GST tag & His tag\)](#)

Specificity

Human; other species not tested.

Antibody description

CCDC99 Rabbit Polyclonal antibody. Positive WB detected in HEK-293 cells, HeLa cells. Positive IP detected in HEK-293 cells. Positive IHC detected in human breast cancer tissue, human brain tissue, human testis tissue. Observed molecular weight by Western-blot: 70 kDa

Preparation

This antibody was obtained by immunization of CCDC99 recombinant protein (Accession Number: XM_047417345). Purification method: Antigen affinity purified.

Formulation

PBS with 0.1% sodium azide and 50% glycerol pH 7.3.

Storage

Store at -20°C. DO NOT ALIQUOT

Clonality

Polyclonal

Ig Type

Rabbit IgG

Applications

ELISA, WB, IHC, IP

Dilutions


Recommended Dilution:

WB: 1:500-1:5000

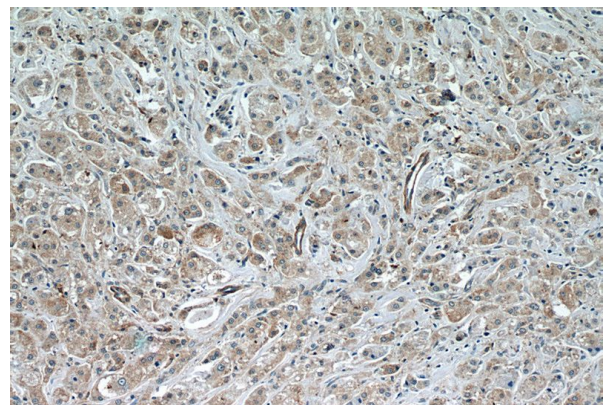
IP: 1:500-1:5000

IHC: 1:20-1:200

Validations



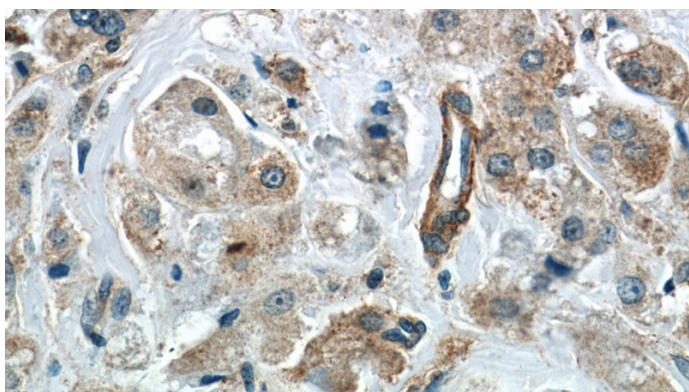
HEK-293 cells were subjected to SDS PAGE followed by western blot with Catalog No:108994(CCDC99 Antibody) at dilution of 1:1000



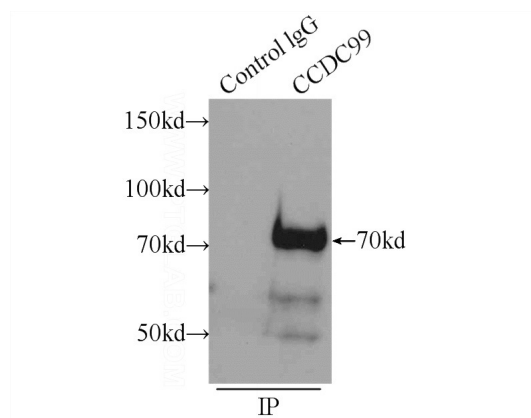
Immunohistochemistry of paraffin-embedded human breast cancer slide using Catalog No:108994(CCDC99 Antibody) at dilution of 1:50 (under 10x lens)

CCDC99 antibody

Catalog Number: 108994



Immunohistochemistry of paraffin-embedded human breast cancer slide using Catalog No:108994(CCDC99 Antibody) at dilution of 1:50 (under 40x lens)



IP Result of anti-CCDC99 (IP:Catalog No:108994, 3ug; Detection:Catalog No:108994 1:1000) with HEK-293 cells lysate 920ug.