

# Anti-Ku80 (8H1) Mouse antibody



Catalog Number: 168094

## Product name

Anti-Ku80 (8H1) Mouse antibody

## Specificity

Human, Monkey

## Antibody description

Ku80 (8H1) Mouse monoclonal antibody

## Preparation

Antigen: Purified recombinant human Ku80 protein fragments expressed in E.coli

## Formulation

Purified mouse monoclonal antibody in PBS(pH 7.4) containing with 0.02% sodium azide and 50% glycerol.

## Storage

Store at 4°C short term. Store at -20°C long term. Avoid freeze / thaw cycle.

## Clonality

Monoclonal

## Ig Type

Mouse IgG1

## Applications

WB, ICC/IF, IP, ChIP

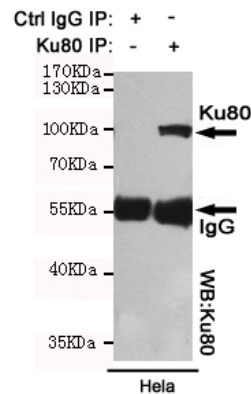
## Dilutions

WB: 1/1000

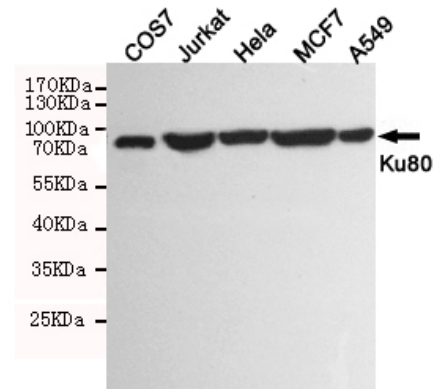
;ICC: 1/400

;IP: 1/100

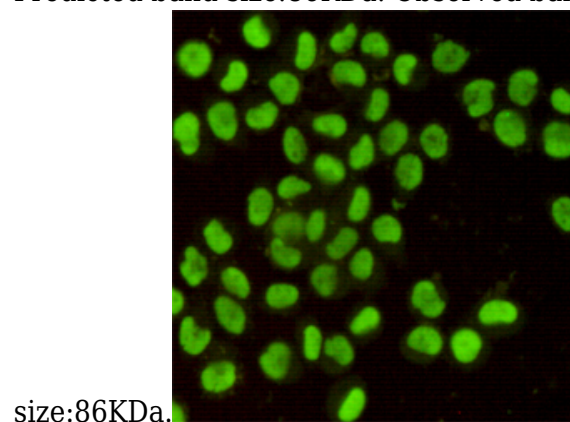
## Validations



Immunoprecipitation analysis of HeLa cell lysates using Ku80 mouse mAb.



Western blot detection of Ku80 in COS7, Jurkat, HeLa, MCF7 and A549 cell lysates using Ku80 mouse mAb (1:1000 diluted). Predicted band size: 86 kDa. Observed band



Immunofluorescent analysis of HeLa cells using Ku80 mouse mAb (1:400).