

VPS35 antibody



Catalog Number: 116784

Product name

VPS35 antibody

Immunogen

[Human VPS35 Recombinant protein \(GST tag & His tag\)](#)

Specificity

Human, Mouse, Rat; other species not tested.

Antibody description

VPS35 Rabbit Polyclonal antibody. Positive IP detected in mouse kidney tissue. Positive WB detected in HepG2 cells, mouse brain tissue, mouse kidney tissue, rat kidney tissue, rat liver tissue. Positive IF detected in HepG2 cells. Observed molecular weight by Western-blot: 90-98kd

Preparation

This antibody was obtained by immunization of VPS35 recombinant protein (Accession Number: NM_018206). Purification method: Antigen affinity purified.

Formulation

PBS with 0.1% sodium azide and 50% glycerol pH 7.3.

Storage

Store at -20°C. DO NOT ALIQUOT

Clonality

Polyclonal

Ig Type

Rabbit IgG

Applications

ELISA, WB, IF, IP

Dilutions

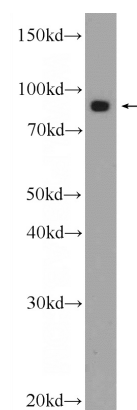
Recommended Dilution:

WB: 1:200-1:2000

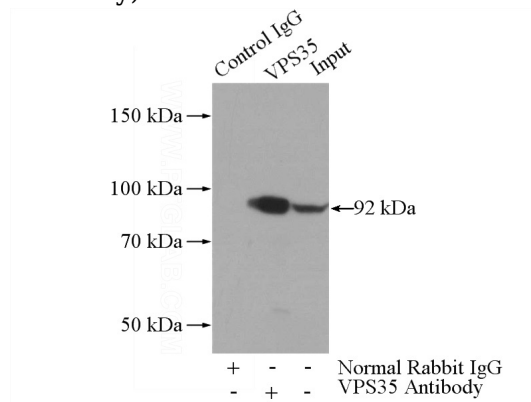
IP: 1:200-1:2000

IF: 1:10-1:100

Validations



HepG2 cells were subjected to SDS PAGE followed by western blot with Catalog No:116784(VPS35 Antibody) at dilution of 1:600

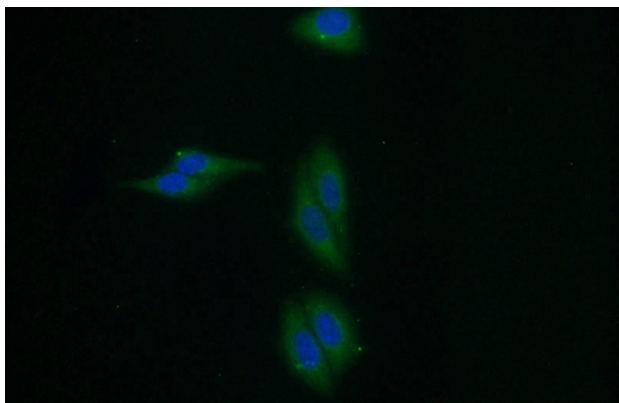


IP Result of anti-VPS35 (IP:Catalog No:116784, 4ug; Detection:Catalog No:116784 1:600) with mouse kidney tissue lysate 4000ug.

VPS35 antibody



Catalog Number: 116784



Immunofluorescent analysis of HepG2 cells using Catalog No:116784(VPS35 Antibody) at dilution of 1:25 and Alexa Fluor 488-conjugated AffiniPure Goat Anti-Rabbit IgG(H+L)