

# HCN1 antibody



Catalog Number: 111284

## Product name

HCN1 antibody

IP: 1:500-1:5000

IHC: 1:20-1:200

## Specificity

Human, Mouse, Rat; other species not tested.

## Antibody description

HCN1 Rabbit Polyclonal antibody. Positive IP detected in mouse brain tissue. Positive WB detected in mouse brain tissue. Positive IHC detected in human heart tissue, human brain tissue. Observed molecular weight by Western-blot: 99-120 kDa

## Preparation

This antibody was obtained by immunization of Peptide (Accession Number: NM\_021072). Purification method: Antigen affinity purified.

## Formulation

PBS with 0.02% sodium azide and 50% glycerol pH 7.3.

## Storage

Store at -20°C. DO NOT ALIQUOT

## Clonality

Polyclonal

## Ig Type

Rabbit IgG

## Applications


ELISA, WB, IHC, IP

## Dilutions

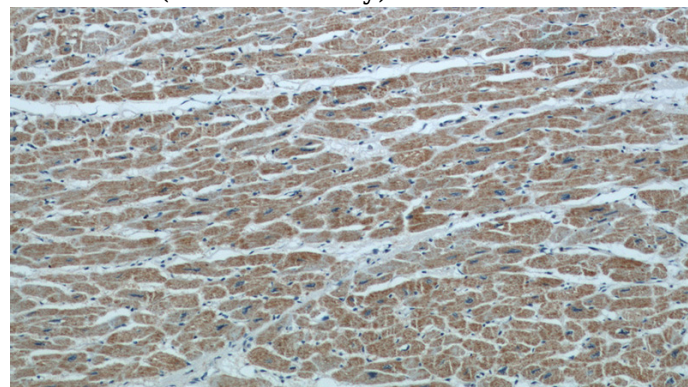
Recommended Dilution:

WB: 1:500-1:5000

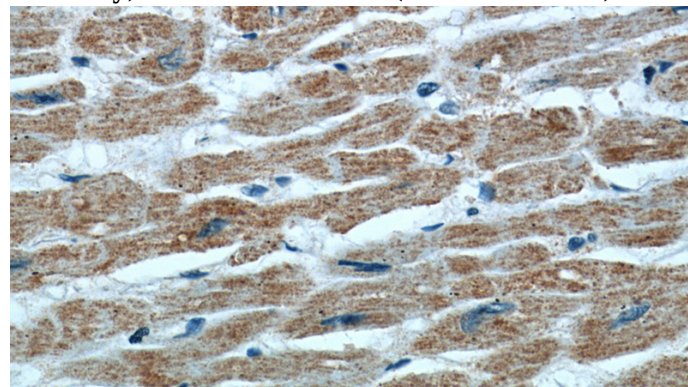
## Validations



mouse brain tissue were subjected to SDS PAGE followed by western blot with Catalog No:111284(HCN1 antibody) at dilution of 1:500



Immunohistochemical of paraffin-embedded human heart using Catalog No:111284(HCN1 antibody) at dilution of 1:50 (under 10x lens)



Immunohistochemical of paraffin-embedded human heart using Catalog No:111284(HCN1


# HCN1 antibody



Catalog Number: 111284

---

antibody) at dilution of 1:50 (under 40x lens)



IP Result of anti-HCN1 (IP:Catalog No:111284, 4ug; Detection:Catalog No:111284 1:1000) with mouse brain tissue lysate 4000ug.