

# RASGAP antibody



Catalog Number: 114474

## Product name

RASGAP antibody

## Immunogen

[Human RASA1 Recombinant protein \(GST tag & His tag\)](#)

## Specificity

Human, Mouse, Rat; other species not tested.

## Antibody description

RASGAP Rabbit Polyclonal antibody. Positive IHC detected in human testis tissue, human breast cancer tissue. Positive IP detected in mouse testis tissue. Positive WB detected in mouse testis tissue. Observed molecular weight by Western-blot: 120 kDa, 95 kDa

## Preparation

This antibody was obtained by immunization of RASGAP recombinant protein (Accession Number: NM\_002890). Purification method: Antigen affinity purified.

## Formulation

PBS with 0.1% sodium azide and 50% glycerol pH 7.3.

## Storage

Store at -20°C. DO NOT ALIQUOT

## Clonality

Polyclonal

## Ig Type

Rabbit IgG

## Applications

ELISA, WB, IHC, IP

## Dilutions

Recommended Dilution:

WB: 1:200-1:2000


IP: 1:200-1:2000

IHC: 1:20-1:200

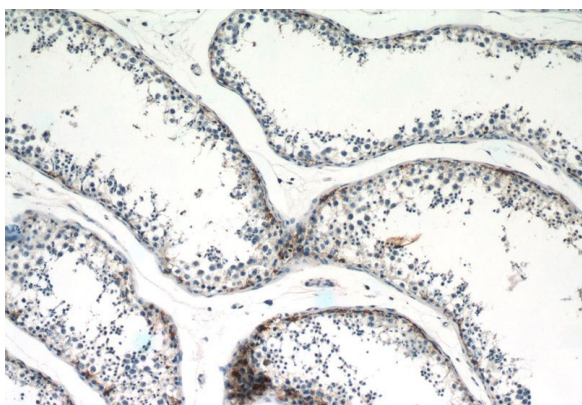
## Validations



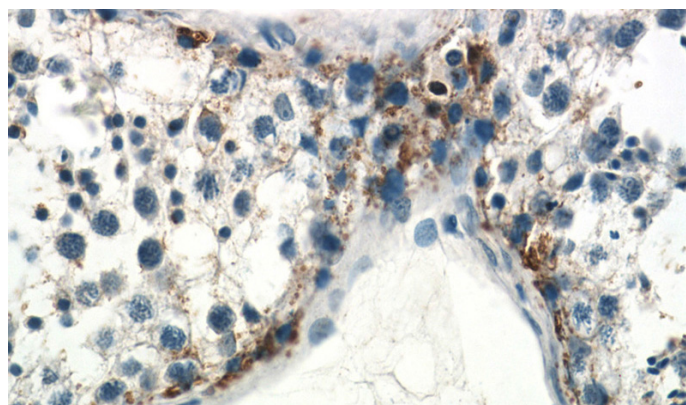
mouse testis tissue were subjected to SDS PAGE followed by western blot with Catalog No:114474(RASA1 antibody) at dilution of 1:400



IP Result of anti-RASA1 (IP:Catalog No:114474, 4ug; Detection:Catalog No:114474 1:500) with mouse testis tissue lysate 4000ug.



Immunohistochemistry of paraffin-embedded human testis tissue slide using Catalog No:114474(RASA1 Antibody) at dilution of 1:50 (under 10x lens)



Immunohistochemistry of paraffin-embedded human testis tissue slide using Catalog No:114474(RASA1 Antibody) at dilution of 1:50 (under 40x lens)