

WDR37 antibody



Catalog Number: 116864

Product name

WDR37 antibody

IHC: 1:20-1:200

Specificity

Human, Mouse, Rat; other species not tested.

Antibody description

WDR37 Rabbit Polyclonal antibody. Positive WB detected in HeLa cells, human heart tissue. Positive IHC detected in human heart tissue, human testis tissue. Observed molecular weight by Western-blot: 55-60kd

Preparation

This antibody was obtained by immunization of WDR37 recombinant protein (Accession Number: BC018044). Purification method: Antigen affinity purified.

Formulation

PBS with 0.02% sodium azide and 50% glycerol pH 7.3.

Storage

Store at -20°C. DO NOT ALIQUOT

Clonality

Polyclonal

Ig Type

Rabbit IgG

Applications

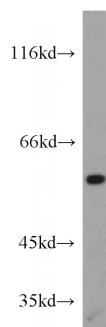
ELISA, WB, IHC

Dilutions

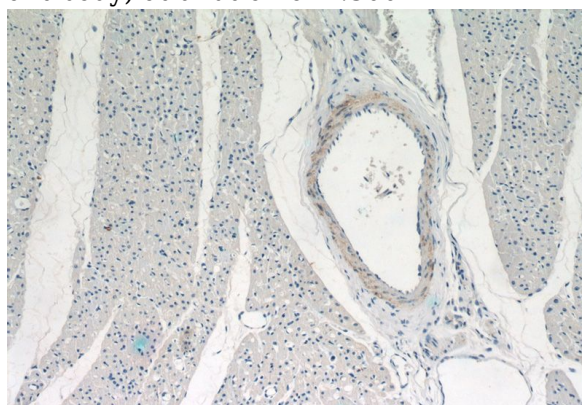
Recommended Dilution:

WB: 1:500-1:5000

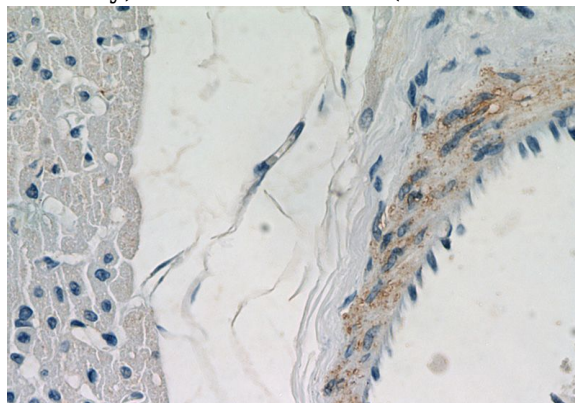
Validations



HeLa cells were subjected to SDS PAGE followed by western blot with Catalog No:116864(WDR37 antibody) at dilution of 1:300



Immunohistochemical of paraffin-embedded human heart using Catalog No:116864(WDR37 antibody) at dilution of 1:50 (under 10x lens)



Immunohistochemical of paraffin-embedded human heart using Catalog No:116864(WDR37 antibody) at dilution of 1:50 (under 40x lens)