

UBE2C antibody



Catalog Number: 107654

Product name

UBE2C antibody

IHC: 1:20-1:200

IF: 1:10-1:100

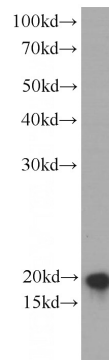
Specificity

Human; other species not tested.

Antibody description

UBE2C Mouse Monoclonal antibody. Positive IHC detected in human colon cancer tissue. Positive IF detected in HepG2 cells. Positive WB detected in HEK-293 cells, HeLa cells. Observed molecular weight by Western-blot: 20kD

Validations



Preparation

This antibody was obtained by immunization of UBE2C recombinant protein (Accession Number: NM_007019). Purification method: Protein A purified.

HEK-293 cells were subjected to SDS PAGE followed by western blot with Catalog No:107654(UBE2C Antibody) at dilution of 1:1000

Formulation

PBS with 0.02% sodium azide and 50% glycerol pH 7.3.

Storage

Store at -20°C. DO NOT ALIQUOT

Clonality

Monoclonal

Ig Type

Mouse IgG1

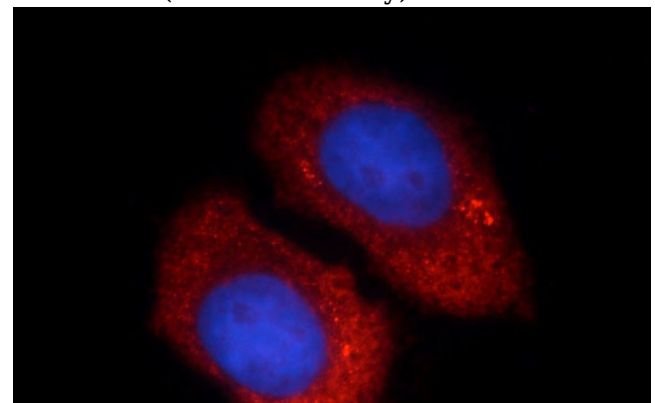
Applications

ELISA, IF, IHC, WB

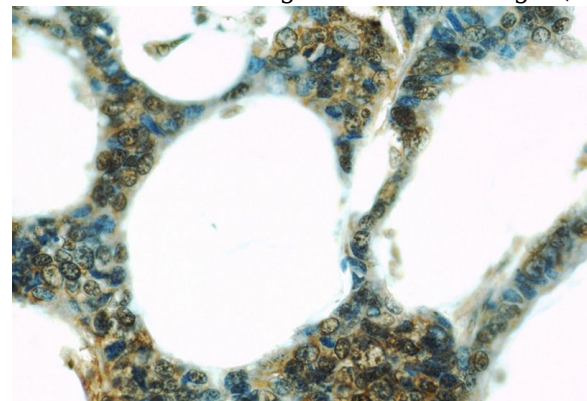
Dilutions

Recommended Dilution:

WB: 1:500-1:5000



Immunofluorescent analysis of HepG2 cells, using UBE2C antibody Catalog No: at 1:25 dilution and Rhodamine-labeled goat anti-mouse IgG (red).

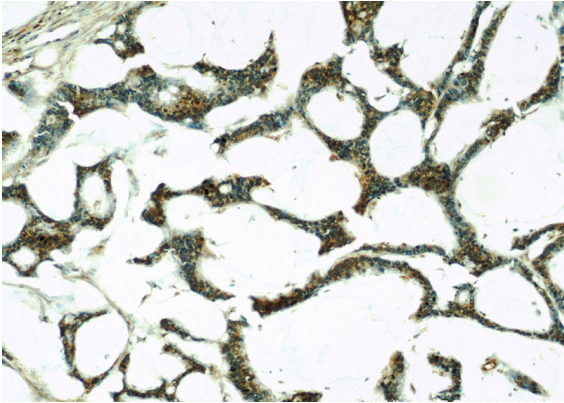


Immunohistochemistry of paraffin-embedded human colon cancer slide using Catalog

UBE2C antibody

Catalog Number: 107654

No:107654(UBE2C Antibody) at dilution of 1:50



Immunohistochemistry of paraffin-embedded human colon cancer slide using Catalog No:107654(UBE2C Antibody) at dilution of 1:50