

Anti-Cyclin A2 Mouse antibody



Catalog Number: 168554

Product name

Anti-Cyclin A2 Mouse antibody

Specificity

Human

Antibody description

Cyclin A2 Mouse monoclonal antibody

Preparation

Antigen: Purified recombinant fragment of human CCNA2 (AA: 105-233) expressed in E. Coli.

Formulation

Purified antibody in PBS with 0.05% sodium azide.

Storage

Store at 4°C short term. Store at -20°C long term. Avoid freeze / thaw cycle.

Clonality

Monoclonal

Ig Type

Mouse IgG

Applications

WB, IHC-P, FC

Dilutions

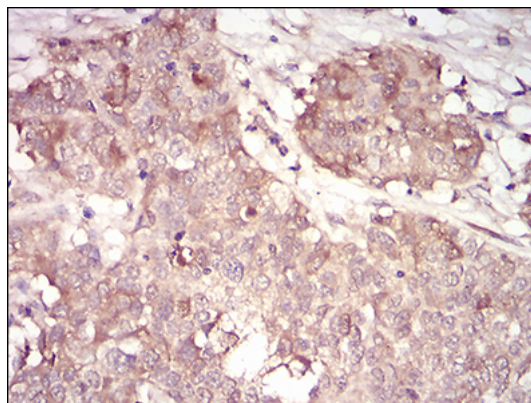
WB: 1/500 - 1/2000

IHC: 1/200 - 1/1000

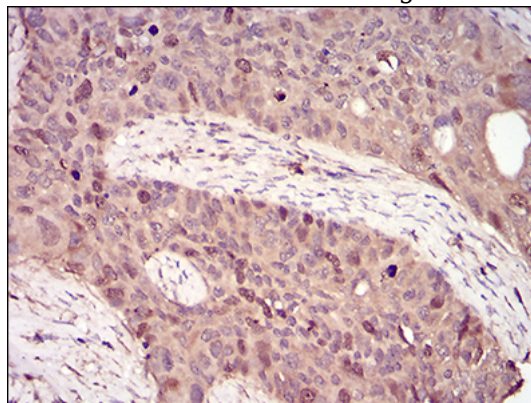
FC: 1/200 - 1/400

ELISA: 1/10000

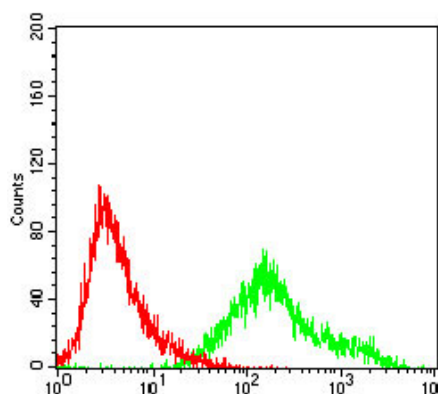
Validations



Immunohistochemical analysis of paraffin-embedded bladder cancer tissues using CCNA2 mouse mAb with DAB staining.



Immunohistochemical analysis of paraffin-embedded cervical cancer tissues using CCNA2 mouse mAb with DAB staining.



Flow cytometric analysis of A431 cells using CCNA2 mouse mAb (green) and negative control (red).

Anti-Cyclin A2 Mouse antibody



Catalog Number: 168554

Western blot detection of Cyclin A2 in Jurkat cell lysates using Cyclin A2 mouse mAb (1:1000 diluted). Predicted band size: 50KDa. Observed band size: 50KDa.

