

PAX8 antibody



Catalog Number: 107454

Product name

PAX8 antibody

Specificity

human; other species not tested.

Antibody description

PAX8 Mouse Monoclonal antibody. Positive IHC detected in human ovary tumor. Positive WB detected in Hepg2 cells. Observed molecular weight by Western-blot: 48kd

Preparation

This antibody was obtained by immunization of PAX8 recombinant protein (Accession Number: NM_003466). Purification method: Protein A purified.

Formulation

PBS with 0.1% sodium azide and 50% glycerol pH 7.3.

Storage

Store at -20°C. DO NOT ALIQUOT

Clonality

Monoclonal

Ig Type

Mouse IgG2b

Applications

ELISA, WB, IHC


Dilutions

Recommended Dilution:

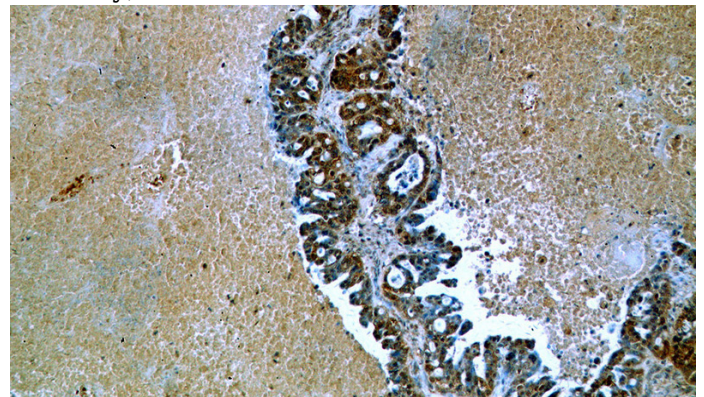
WB: 1:200-1:2000

IHC: 1:20-1:200

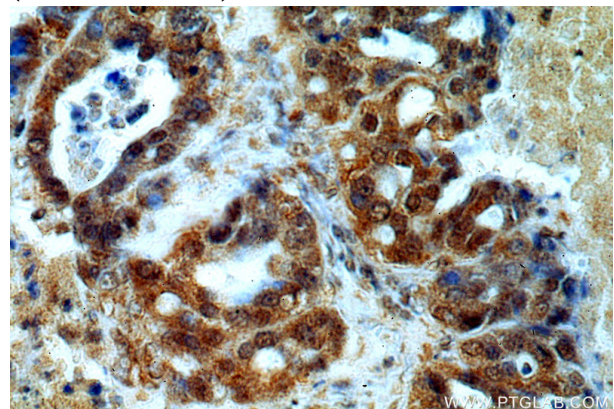
Validations



HepG2 cells were subjected to SDS PAGE followed by western blot with Catalog No:107454(PAX8 antibody) at dilution of 1:200



Immunohistochemical of paraffin-embedded human ovary tumor using Catalog No:107454(PAX8 antibody) at dilution of 1:50 (under 10x lens)



Immunohistochemical of paraffin-embedded human ovary tumor using Catalog No:107454(PAX8 antibody) at dilution of 1:50 (under 40x lens)