

# HPS5 antibody



Catalog Number: 111454

## Product name

HPS5 antibody

## Immunogen

[Human HPS5 Recombinant protein \(His tag\)](#)

## Specificity

Human, Mouse, Rat; other species not tested.

## Antibody description

HPS5 Rabbit Polyclonal antibody. Positive WB detected in mouse liver tissue, mouse spleen tissue. Positive IHC detected in human placenta tissue, human heart tissue, human lung tissue, human skin tissue. Positive IF detected in MCF-7 cells. Observed molecular weight by Western-blot: 135-141 kDa

## Preparation

This antibody was obtained by immunization of HPS5 recombinant protein (Accession Number: NM\_181508). Purification method: Antigen affinity purified.

## Formulation

PBS with 0.02% sodium azide and 50% glycerol pH 7.3.

## Storage

Store at -20°C. DO NOT ALIQUOT

## Clonality

Polyclonal

## Ig Type

Rabbit IgG

## Applications

ELISA, WB, IHC, IF

## Dilutions


Recommended Dilution:

WB: 1:500-1:5000

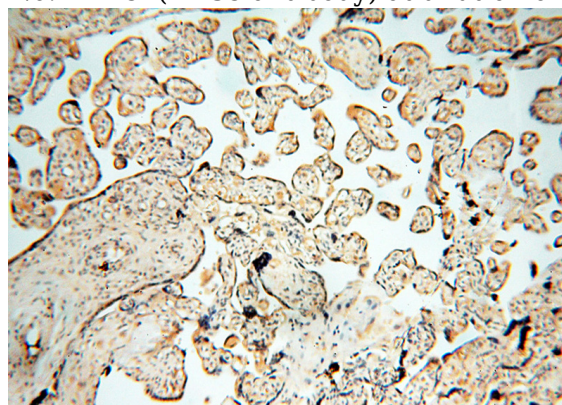
IHC: 1:20-1:200

IF: 1:20-1:200

## Validations



mouse liver tissue were subjected to SDS PAGE followed by western blot with Catalog No:111454(HPS5 antibody) at dilution of 1:1000

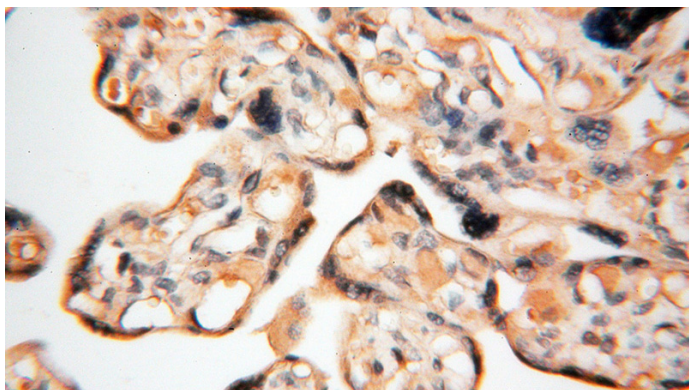


Immunohistochemical of paraffin-embedded human placenta using Catalog No:111454(HPS5 antibody) at dilution of 1:100 (under 10x lens)

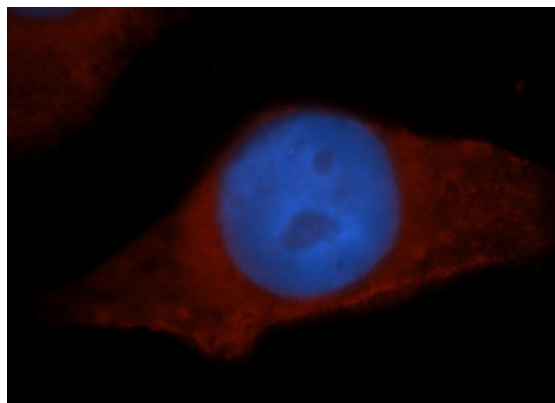
# HPS5 antibody

Catalog Number: 111454

---



Immunohistochemical of paraffin-embedded human placenta using Catalog No:111454(HPS5 antibody) at dilution of 1:100 (under 40x lens)



Immunofluorescent analysis of MCF-7 cells, using HPS5 antibody Catalog No:111454 at 1:50 dilution and Rhodamine-labeled goat anti-rabbit IgG (red). Blue pseudocolor = DAPI (fluorescent DNA dye).