

# MPI antibody



Catalog Number: 112744

## Product name

MPI antibody

Recommended Dilution:

WB: 1:500-1:5000

## Immunogen

IP: 1:500-1:5000

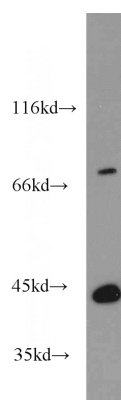
[Human MPI Recombinant protein \(GST tag & His tag\)](#)

IF: 1:50-1:500

## Specificity

Human, Mouse, Rat; other species not tested.

## Validations



## Antibody description

MPI Rabbit Polyclonal antibody. Positive IF detected in NIH/3T3 cells. Positive IP detected in mouse brain tissue. Positive WB detected in human brain tissue, mouse brain tissue. Observed molecular weight by Western-blot: 43 kDa

## Preparation

This antibody was obtained by immunization of MPI recombinant protein (Accession Number: NM\_002435). Purification method: Antigen affinity purified.

human brain tissue were subjected to SDS PAGE followed by western blot with Catalog No:112744(MPI antibody) at dilution of 1:1200

## Formulation

PBS with 0.02% sodium azide and 50% glycerol pH 7.3.

## Storage

Store at -20°C. DO NOT ALIQUOT

## Clonality

Polyclonal

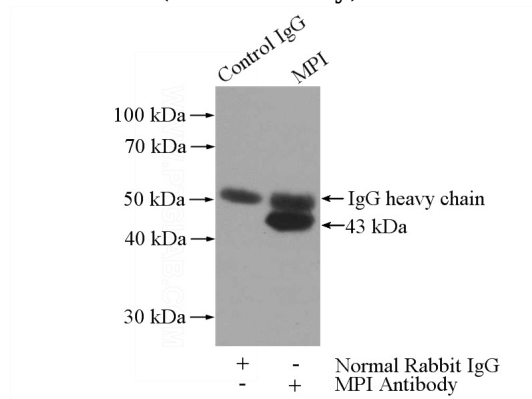
## Ig Type

Rabbit IgG

## Applications

ELISA, WB, IP, IF

## Dilutions



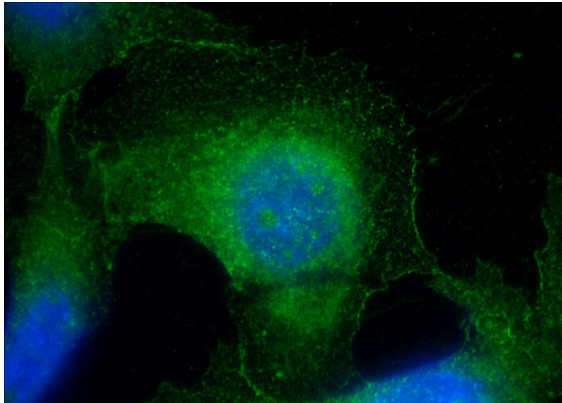
IP Result of anti-MPI (IP:Catalog No:112744, 4ug; Detection:Catalog No:112744 1:1000) with mouse brain tissue lysate 4000ug.

# MPI antibody



Catalog Number: 112744

---



Immunofluorescent analysis of (-20oc Ethanol) fixed NIH/3T3 cells using Catalog No:112744(MPI Antibody) at dilution of 1:50 and Alexa Fluor 488-conjugated AffiniPure Goat Anti-Rabbit IgG(H+L)