

FGL1 antibody



Catalog Number: 110644

Product name

FGL1 antibody

Immunogen

[Human FGL1 Recombinant protein \(His tag\)](#)

Specificity

Human, Mouse, Rat; other species not tested.

Antibody description

FGL1 Rabbit Polyclonal antibody. Positive IHC detected in human liver tissue, human brain tissue, human kidney tissue, human lung tissue, human ovary tissue, human placenta tissue, human skin tissue. Positive IP detected in HeLa cells. Positive WB detected in HeLa cells, HepG2 cells, human liver tissue, mouse thymus tissue. Observed molecular weight by Western-blot: 34kd, 68kd

Preparation

This antibody was obtained by immunization of FGL1 recombinant protein (Accession Number: NM_201553). Purification method: Antigen affinity purified.

Formulation

PBS with 0.02% sodium azide and 50% glycerol pH 7.3.

Storage

Store at -20°C. DO NOT ALIQUOT

Clonality

Polyclonal

Ig Type

Rabbit IgG

Applications

ELISA, WB, IHC, IP

Dilutions

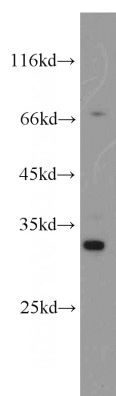
Recommended Dilution:

WB: 1:200-1:2000

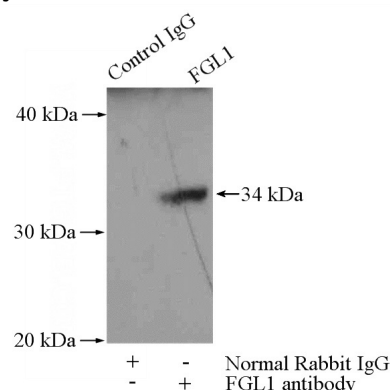
IP: 1:200-1:2000

IHC: 1:20-1:200

Validations



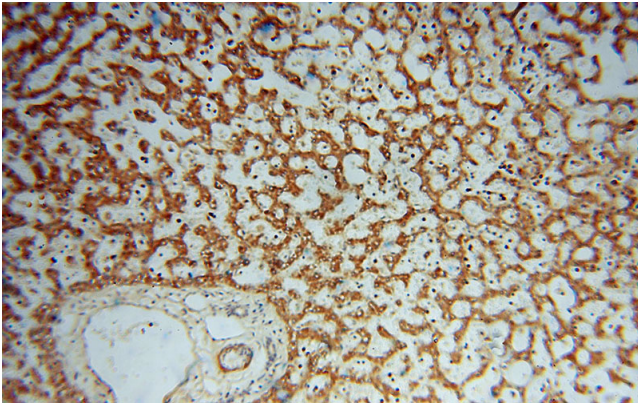
HeLa cells were subjected to SDS PAGE followed by western blot with Catalog No:110644(FGL1 antibody) at dilution of 1:500



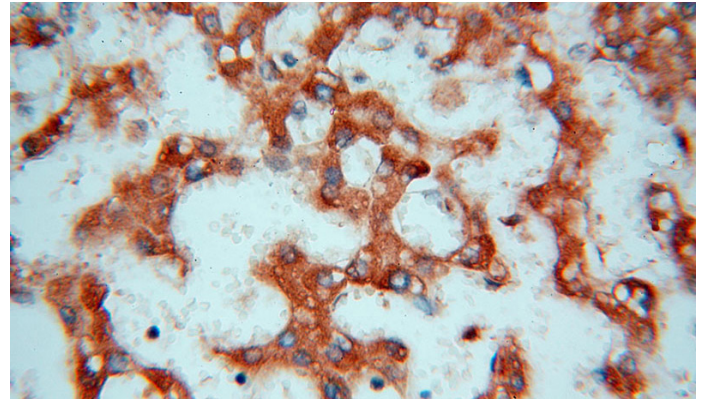
IP Result of anti-FGL1 (IP:Catalog No:110644, 4ug; Detection:Catalog No:110644 1:500) with HeLa cells lysate 2000ug.

FGL1 antibody

Catalog Number: 110644



Immunohistochemical of paraffin-embedded human liver using Catalog No:110644(FGL1 antibody) at dilution of 1:100 (under 10x lens)



Immunohistochemical of paraffin-embedded human liver using Catalog No:110644(FGL1 antibody) at dilution of 1:100 (under 40x lens)