

NMD3 antibody



Catalog Number: 113244

Product name

NMD3 antibody

IP: 1:200-1:2000

IF: 1:50-1:500

Specificity

Human, Mouse, Rat; other species not tested.

Antibody description

NMD3 Rabbit Polyclonal antibody. Positive IP detected in HepG2 cells. Positive WB detected in HepG2 cells. Positive IF detected in HeLa cells. Observed molecular weight by Western-blot: 58 kDa

Preparation

This antibody was obtained by immunization of NMD3 recombinant protein (Accession Number: NM_015938). Purification method: Antigen affinity purified.

Formulation

PBS with 0.02% sodium azide and 50% glycerol pH 7.3.

Storage

Store at -20°C. DO NOT ALIQUOT

Clonality

Polyclonal

Ig Type

Rabbit IgG

Applications


ELISA, WB, IP, IF

Dilutions

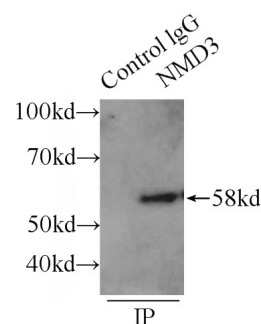
Recommended Dilution:

WB: 1:500-1:5000

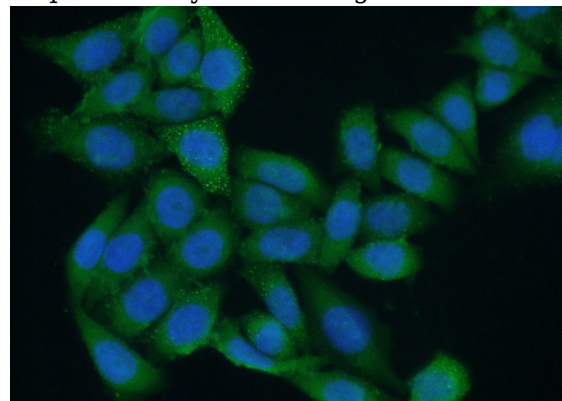
Validations



HepG2 cells were subjected to SDS PAGE followed by western blot with Catalog No:113244(NMD3 antibody) at dilution of 1:1000



IP Result of anti-NMD3 (IP:Catalog No:113244, 3ug; Detection:Catalog No:113244 1:800) with HepG2 cells lysate 1720ug.



Immunofluorescent analysis of (10% Formaldehyde) fixed HeLa cells using Catalog

NMD3 antibody



Catalog Number: 113244

No:113244(NMD3 Antibody) at dilution of 1:50

and Alexa Fluor 488-conjugated AffiniPure Goat
Anti-Rabbit IgG(H+L)