

# RND3 antibody



Catalog Number: 114734

## Product name

RND3 antibody

## Immunogen

[Human RND3 Recombinant protein \(GST tag & His tag\)](#)

## Specificity

Human, Mouse, Rat; other species not tested.

## Antibody description

RND3 Rabbit Polyclonal antibody. Positive IHC detected in human liver cancer tissue, human pancreas tissue. Positive WB detected in mouse skeletal muscle tissue, HeLa cells, HepG2 cells, human liver tissue, human placenta tissue, human spleen tissue. Observed molecular weight by Western-blot: 29 kDa

## Preparation

This antibody was obtained by immunization of RND3 recombinant protein (Accession Number: NM\_005168). Purification method: Antigen affinity purified.

## Formulation

PBS with 0.1% sodium azide and 50% glycerol pH 7.3.

## Storage

Store at -20°C. DO NOT ALIQUOT

## Clonality

Polyclonal

## Ig Type

Rabbit IgG

## Applications

ELISA, WB, IHC


## Dilutions

Recommended Dilution:

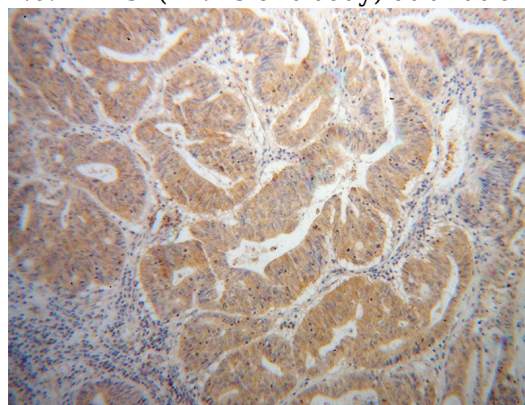
WB: 1:200-1:2000

IHC: 1:20-1:200

## Validations



mouse skeletal muscle tissue were subjected to SDS PAGE followed by western blot with Catalog No:114734(RND3 antibody) at dilution of 1:400

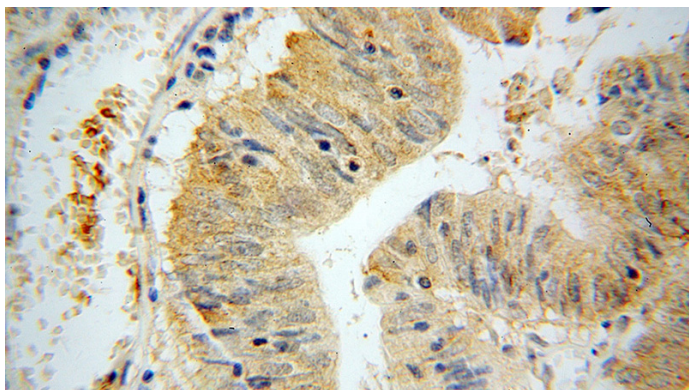


Immunohistochemical of paraffin-embedded human liver cancer using Catalog No:114734(RND3 antibody) at dilution of 1:50 (under 10x lens)

# RND3 antibody

Catalog Number: 114734

---



Immunohistochemical of paraffin-embedded human liver cancer using Catalog No:114734(RND3 antibody) at dilution of 1:50 (under 40x lens)