

# MYH4-Specific antibody



Catalog Number: 112934

## Product name

MYH4-Specific antibody

## Specificity

Human, Mouse; other species not tested.

## Antibody description

MYH4-Specific Rabbit Polyclonal antibody.  
Positive WB detected in human skeletal muscle tissue, mouse skeletal muscle tissue. Positive IHC detected in human skeletal muscle tissue.  
Observed molecular weight by Western-blot: 230kd

## Preparation

This antibody was obtained by immunization of Peptide (Accession Number: NM\_017533).  
Purification method: Antigen affinity purified.

## Formulation

PBS with 0.02% sodium azide and 50% glycerol  
pH 7.3.

## Storage

Store at -20°C. DO NOT ALIQUOT

## Clonality

Polyclonal

## Ig Type

Rabbit IgG

## Applications

ELISA, WB, IHC


## Dilutions

Recommended Dilution:

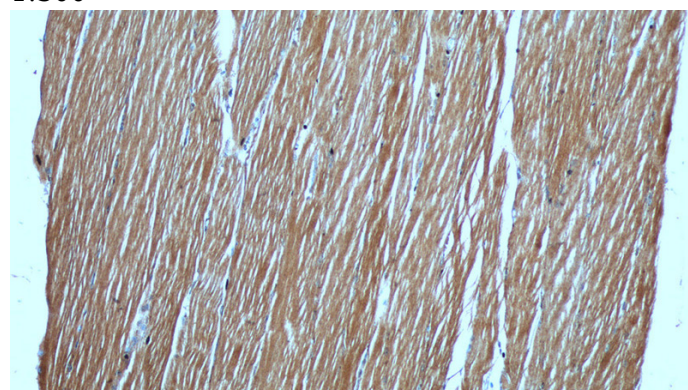
WB: 1:200-1:1000

IHC: 1:20-1:200

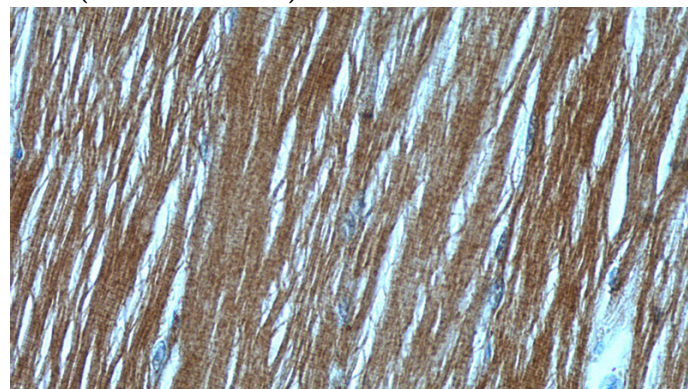
## Validations



human skeletal muscle tissue were subjected to SDS PAGE followed by western blot with Catalog No:112934(MYH4-Specific Antibody) at dilution of 1:300



Immunohistochemistry of paraffin-embedded human skeletal muscle tissue slide using Catalog No:112934(MYH4-Specific Antibody) at dilution of 1:50 (under 10x lens)



Immunohistochemistry of paraffin-embedded human skeletal muscle tissue slide using Catalog

# MYH4-Specific antibody



Catalog Number: 112934

---

No:112934(MYH4-Specific Antibody) at dilution of 1:50 (under 40x lens)