

OSBPL9 antibody



Catalog Number: 113434

Product name

OSBPL9 antibody

Recommended Dilution:

WB: 1:200-1:2000

Immunogen

IHC: 1:20-1:200

[Human OSBPL9 Recombinant protein \(GST tag & His tag\)](#)


Validations

Specificity

human, mouse; other species not tested.

Antibody description

OSBPL9 Rabbit Polyclonal antibody. Positive WB detected in human brain tissue, mouse lung tissue, human testis tissue. Positive IHC detected in human testis. Observed molecular weight by Western-blot: 90kd



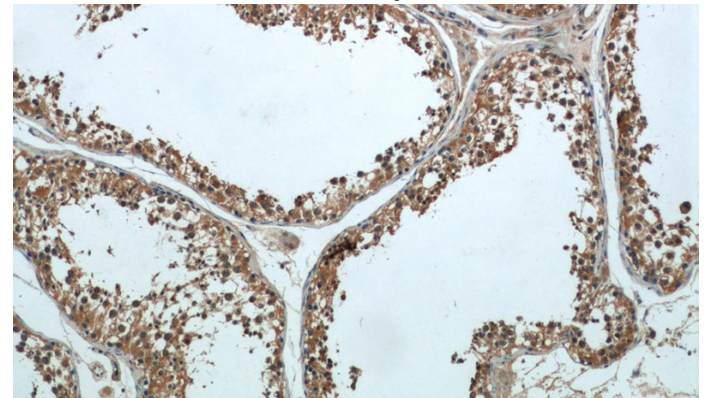
Preparation

This antibody was obtained by immunization of OSBPL9 recombinant protein (Accession Number: XM_017000219). Purification method: Antigen affinity purified.

human brain tissue were subjected to SDS PAGE followed by western blot with Catalog No:113434(OSBPL9 antibody) at dilution of 1:300

Formulation

PBS with 0.02% sodium azide and 50% glycerol pH 7.3.



Storage

Store at -20°C. DO NOT ALIQUOT

Clonality

Polyclonal

Ig Type

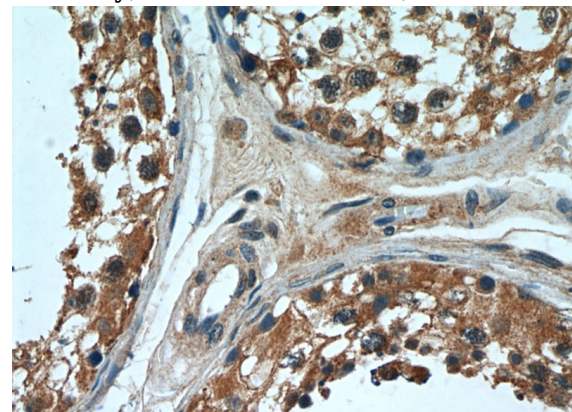
Rabbit IgG

Applications

ELISA, WB, IHC

Dilutions

Immunohistochemical of paraffin-embedded human testis using Catalog No:113434(OSBPL9 antibody) at dilution of 1:50 (under 10x lens)



OSBPL9 antibody



Catalog Number: 113434

Immunohistochemical of paraffin-embedded

human testis using Catalog No:113434(OSBPL9 antibody) at dilution of 1:50 (under 40x lens)