

USP3 antibody



Catalog Number: 116604

Product name

USP3 antibody

IP: 1:200-1:2000

IHC: 1:20-1:200

Specificity

Human, Mouse; other species not tested.

IF: 1:10-1:100

Antibody description

USP3 Rabbit Polyclonal antibody. Positive IF detected in MCF-7 cells. Positive IHC detected in human pancreas tissue. Positive IP detected in mouse liver tissue. Positive WB detected in K-562 cells, RAW264.7 cells. Observed molecular weight by Western-blot: 53-59 kDa

Preparation

This antibody was obtained by immunization of USP3 recombinant protein (Accession Number: NM_006537). Purification method: Antigen affinity purified.

Formulation

PBS with 0.02% sodium azide and 50% glycerol pH 7.3.

Storage

Store at -20°C. DO NOT ALIQUOT

Clonality

Polyclonal

Ig Type

Rabbit IgG

Applications


ELISA, IHC, IF, WB, IP

Dilutions

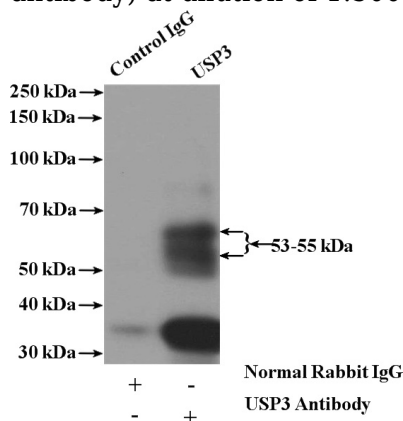
Recommended Dilution:

WB: 1:200-1:2000

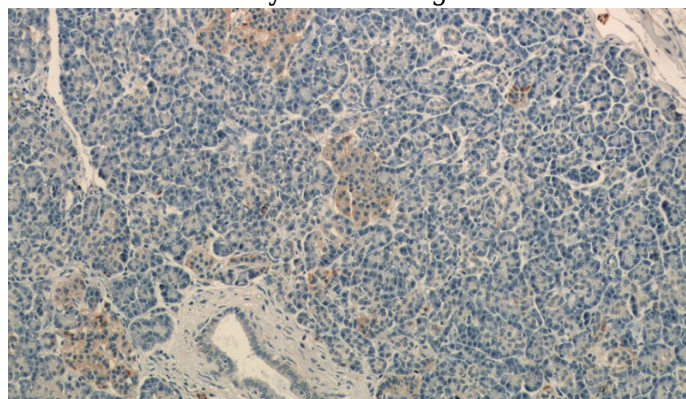
Validations



K-562 cells were subjected to SDS PAGE followed by western blot with Catalog No:116604(USP3 antibody) at dilution of 1:500



IP Result of anti-USP3 (IP:Catalog No:116604, 4ug; Detection:Catalog No:116604 1:500) with mouse liver tissue lysate 4000ug.

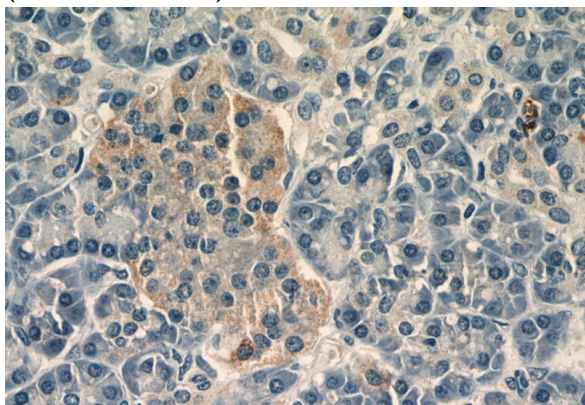


USP3 antibody



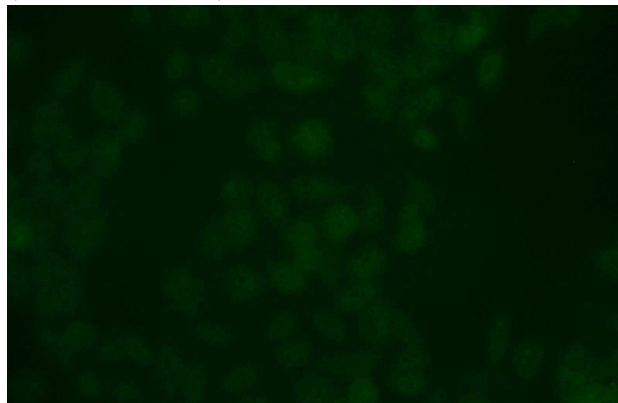
Catalog Number: 116604

Immunohistochemistry of paraffin-embedded human pancreas tissue slide using Catalog No:116604(USP3 Antibody) at dilution of 1:50 (under 10x lens)



Immunohistochemistry of paraffin-embedded human pancreas tissue slide using Catalog

No:116604(USP3 Antibody) at dilution of 1:50 (under 40x lens)



Immunofluorescent analysis of MCF-7 cells using Catalog No:116604(USP3 Antibody) at dilution of 1:25 and Alexa Fluor 488-conjugated AffiniPure Goat Anti-Rabbit IgG(H+L)