

PPP2R3C antibody



Catalog Number: 114104

Product name

PPP2R3C antibody

IHC: 1:20-1:200

Specificity

Human, Mouse, Rat; other species not tested.

Antibody description

PPP2R3C Rabbit Polyclonal antibody. Positive IHC detected in human brain tissue, human stomach cancer tissue. Positive WB detected in mouse brain tissue, rat brain tissue. Observed molecular weight by Western-blot: 53 kDa

Preparation

This antibody was obtained by immunization of PPP2R3C recombinant protein (Accession Number: NM_001305156). Purification method: Antigen affinity purified.

Formulation

PBS with 0.1% sodium azide and 50% glycerol pH 7.3.

Storage

Store at -20°C. DO NOT ALIQUOT

Clonality

Polyclonal

Ig Type

Rabbit IgG

Applications

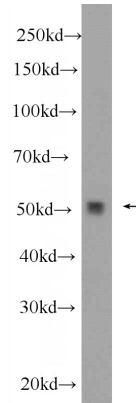
ELISA, WB, IHC

Dilutions

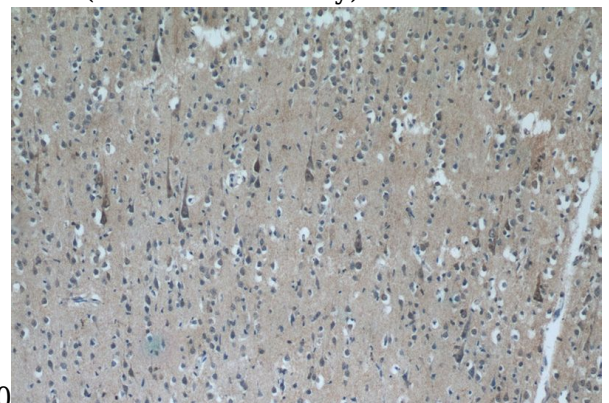
Recommended Dilution:

WB: 1:200-1:2000

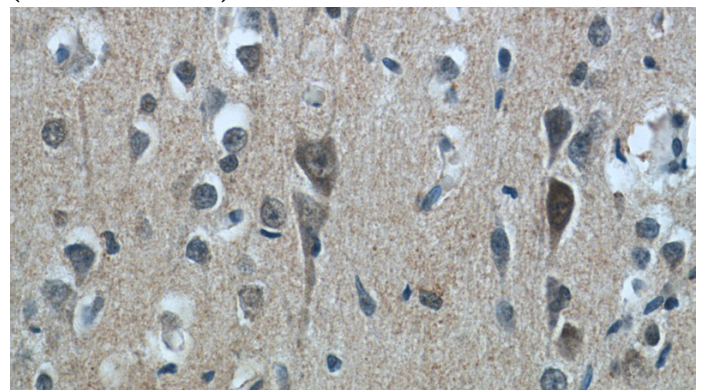
Validations



mouse brain tissue were subjected to SDS PAGE followed by western blot with Catalog No:114104(PPP2R3C Antibody) at dilution of



Immunohistochemistry of paraffin-embedded human brain tissue slide using Catalog No:114104(PPP2R3C Antibody) at dilution of 1:50 (under 10x lens)



Immunohistochemistry of paraffin-embedded human brain tissue slide using Catalog No:114104(PPP2R3C Antibody) at dilution of 1:50

PPP2R3C antibody



Catalog Number: 114104

(under 40x lens)