

Anti-MVP antibody

Catalog Number: 142804

Product name

Anti-MVP antibody

Specificity

Human MVP/major vault protein

Antibody description

Rabbit Polyclonal to Human MVP

Preparation

Produced in rabbits immunized with a synthetic peptide corresponding to the C-terminus of the Human MVP/major vault protein, and purified by antigen affinity chromatography.

Formulation

0.2 µm filtered solution in PBS

Storage

This antibody can be stored at 2°C-8°C for one month without detectable loss of activity. Antibody products are stable for twelve months from date of receipt when stored at -20°C to -80°C.

Preservative-Free.

Sodium azide is recommended to avoid contamination (final concentration 0.05%-0.1%). It is toxic to cells and should be disposed of properly. Avoid repeated freeze-thaw cycles.

Clonality

Polyclonal

Ig Type

Rabbit IgG

Applications

WB, ICC/IF, IF, IP

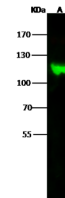
Dilutions

WB: 5-20 µg/ml

ICC/IF: 0.5-3µg/mL

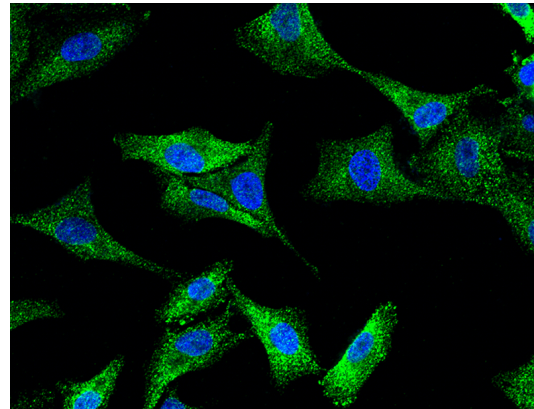
IP: 1-4 uL/mg of lysate

Validations




Lanes	A
Items	
Sample (whole cell lysate)	A549
Sample Volume (µg/lane)	30
Gel	7.5% SDS-PAGE reducing gel
Recommended Concentration	5-20 µg/ml
Secondary Antibody	DyLight 800 labeled Antibody to Rabbit IgG (1:1), at 1:5000 dilution
Explanation	Developed using Odyssey imaging system. Predicted band size : 110 kDa Observed band size : 120 kDa

Human MVP/major vault protein Western blot (WB) 15590



Human MVP/major vault protein Immunofluorescence(IF) 15591



Lanes	A
Items	
Sample (whole cell lysate)	A549
Sample quantity	0.5 mg
IP antibody quantity	4 µg
Protein G agarose	1.5 µl of 50% Protein G agarose
Gel	15% SDS-PAGE reducing gel
Primary antibody	KLH-SMCC-sinoA2092+KLH-SMCC-sinoA2152 antibody at 10 µg/ml
Secondary antibody	DyLight 800-labeled antibody to rabbit IgG (1:1), at 1:5000 dilution

Human MVP/major vault protein Immunoprecipitation(IP) 15592