

# ADI1 antibody



Catalog Number: 107793

## Product name

ADI1 antibody

Recommended Dilution:

WB: 1:200-1:2000

## Immunogen

IHC: 1:20-1:200

[Human ADI1 Recombinant protein \(GST tag & His tag\)](#)


## Validations

## Specificity

Human, Mouse, Rat; other species not tested.

## Antibody description

ADI1 Rabbit Polyclonal antibody. Positive IHC detected in human colon cancer tissue. Positive WB detected in human testis tissue, rat colon tissue. Observed molecular weight by Western-blot: 20 kDa



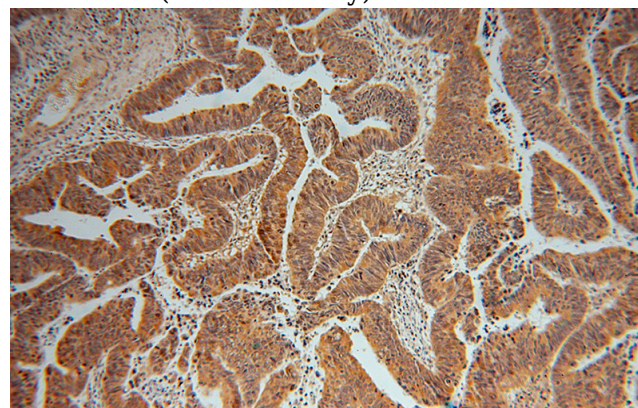
## Preparation

This antibody was obtained by immunization of ADI1 recombinant protein (Accession Number: NM\_018269). Purification method: Antigen affinity purified.

human testis tissue were subjected to SDS PAGE followed by western blot with Catalog No:107793(ADI1 antibody) at dilution of 1:400

## Formulation

PBS with 0.02% sodium azide and 50% glycerol pH 7.3.



## Storage

Store at -20°C. DO NOT ALIQUOT

Immunohistochemical of paraffin-embedded human colon cancer using Catalog No:107793(ADI1 antibody) at dilution of 1:100 (under 10x lens)

## Clonality

Polyclonal

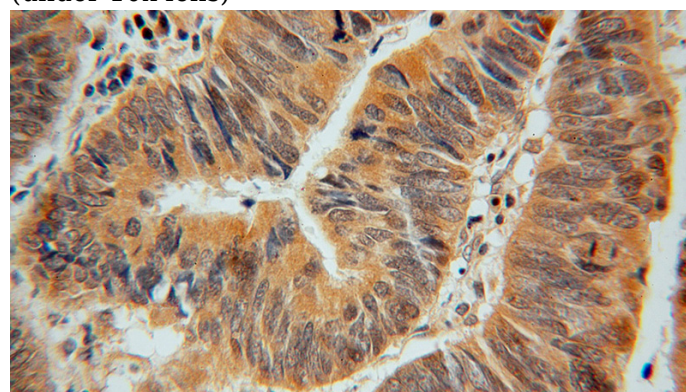
## Ig Type

Rabbit IgG

## Applications

ELISA, WB, IHC

## Dilutions



# ADI1 antibody



Catalog Number: 107793

---

Immunohistochemical of paraffin-embedded  
human colon cancer using Catalog

No:107793(ADI1 antibody) at dilution of 1:100  
(under 40x lens)